



PRAIRIE VIEW
A&M UNIVERSITY



PRAIRIE VIEW A&M UNIVERSITY
SCHOOL OF ARCHITECTURE

Design your future @ pvamu.edu/soa

SYLLABUS

AKHTAR

Course Title:	ARCHITECTURE DESIGN III			FALL 2023
Course Prefix:	ARCH	Course No.:	2603	Section No.: P83




'By the use of raw materials and starting from conditions more or less utilitarian, you have established certain relationships which have aroused my emotions. This is Architecture.'
(Le Corbusier)

School of Architecture	Department: <input checked="" type="checkbox"/> Architecture <input type="checkbox"/> Construction Science <input type="checkbox"/> Art <input type="checkbox"/> Digital Media Art <input type="checkbox"/> Community Development
Class Meeting Days & Times:	Mondays, Tuesdays, Wednesdays & Thursdays: 3:30 PM – 5:50 PM
Catalog Description:	“(2-8) Credit 6 semester hours. Problem solving and presentation of basic principles, concepts and ideas as applied to simple architectural problems.”
Prerequisites:	Visual Communications and ARCH 1266 (with a grade of “C” or higher)
Co-requisites:	None
Mode of Instruction:	<input checked="" type="checkbox"/> Face-to-face <input type="checkbox"/> On-line <input type="checkbox"/> Hybrid
Instructor:	Sheba Akhtar , Assistant Professor
Office Location:	Rm. 249, School of Architecture, Prairie View A&M University

Office Telephone:	(936) 261-9834
Email Address:	shakhtar@pvamu.edu
U.S. Postal Service Address:	Prairie View A&M University P.O. Box 519 Mail Stop 2100 Prairie View, TX 77446
Office Hours:	Monday, Tuesday, Wednesday & Thursday: 12:30AM-1:00PM; 6:00-7:00PM (by Appointment only) Students are required to make appointments with the professor ahead of time and be specific with the subject matter to be discussed. Students must prepare for their appointment by having all applicable materials and information submitted to the instructor prior to the meeting.
Required Text:	Francis D.K. Ching & Cassandra Adams: "Building Construction Illustrated";
Optional Text:	Francis D.K. Ching: "Architecture: Form, Space & Order". Francis D.K. Ching: Design Drawing The Architect's Studio Companion, 4 th edition
Recommended Text/Readings:	Archdaily.com; GreatBuildings.com; Architectural Record; Texas Architect Magazine

Course Goals and Overview:

	<p>The goal of this course is to introduce students to advanced ordering systems, problem solving and presentation of basic architecture design principles, architectural concepts and ideas (in response to the culture and climate of the site) as applied to simple architectural programmatic problems.</p>
--	---

Course Outcomes/Learning Objectives :

At the end of this course, the students will:
NOTE: BEGIN each outcome with a VERB. Objectives must be clear to the reader/student and can be achieved. Coordinate with department/program directors for SACS, NAAB and ACCE requirements and approval by the SOA Assessment Committee. Limit the objectives to a maximum of 5. REMINDER: DETERMINE THOSE THAT WILL BE ASSESSED FOR ACCREDITATION REVIEW AND HOW YOU WILL MEASURE THEM!

No.	Learning Objectives	Core Curriculum Outcome Alignment
1	Employ ordering systems to help give shape and structure to design.	
2	Convey essential form and functional elements verbally and graphically.	
3	Use appropriate representational media, graphics and digital technology.	
4	Develop the ability to research, organize and produce a design that translates into a cohesive design.	
5	Gather, assess, record, apply and comparatively evaluate relevant information within architectural coursework and design processes.	

Course Requirements & Evaluation Methods

This course will utilize the following instruments to determine student grades and proficiency of the learning outcomes for the course.

Weekly Assignments:

Plotted Projects: Long term investigation and presentations with multiple intermediate phases with specific deadlines. These will result in a finalized thorough and complex solution.

Professionalism: (ABCD + 3P)

Attitude, Behavior, Conduct, Daily Attendance, Punctuality, Participation and Productive Work.

Grading Matrix

Instrument	Value (points or percentages)	Total
Attendance	10%	10%
Warm-Up Assignment	3%	3%
Textbook Grade	2%	2%
Yoga Research; Precedents	6%	6%
Indian Culture & the Esquisse	6%	6%
Site Analysis & the Site Plan	6%	6%
Bubble Diagrams & the Floor Plan	6%	6%
Longitudinal & Transverse Sections w/ Sustainable Strategies; Sectional Markers	6%	6%
4 Elevations	6%	6%
Study Model	6%	6%
Detailed Wall Section with 25 Labels	6%	6%
3-Dimensional Drawings: 2 Exterior & 2 Interior Views	6%	6%
Final Building Model on Site	10%	10%
Portfolio & Resume Submission	6%	6%
Final Poster Submission	15%	15%
Total:		100 %

Grade Determination:

A = 90-100 points
 B = 80-89 points
 C = 70-79 points
 D = 60-69 points;
 F = 59 points or below

If a student has stopped attending the course (i.e. "stopped out") at any point after the first day of class but did not officially withdraw from the course and has missed assignments and exams and performed below the grade level of a D, a grade of FN (failed non-attendance) will be assigned for the final course grade to ensure compliance with the federal Title IV financial aid regulations. In

<p>Grade Grubbing:</p>	<p>contrast, if the student has completed all assignments and exams, but performed below the grade level of a D, a grade of F will be assigned for the final course grade.</p> <p>'Grade grubbing' is a new term that has come about due to students bothering, harassing or pestering their instructors over grades when the fault for performance lies with the student. This sort of behavior has no place in this institution of higher learning. Forcing instructors to compromise their ethics with threatening requests or any requests to inflate grades is an unfair responsibility placed on the instructor and a poor reflection on the student. This behavior is rude, offensive and wastes the instructor's time.</p> <p>Examples:</p> <ul style="list-style-type: none"> • "Rounding up my grade will help my GPA." • "I need a passing grade to keep my scholarship." • "I need a passing grade to get off of academic probation/suspension." • "Can you give me a few points to get a higher grade?" • "I understand that you don't accept late work, but I did the assignment or my part of the group project, can you please make an exception?" • "I know you do not offer extra credit, but can I write an essay to bring up my grade?" • "I misunderstood the instructions. Can I still turn in my assignment late?" • "I was wondering if there is anything I can do to bring up my grade, I am so close to an A." • "I need a passing grade to graduate school." • "My grade should be rounded up because I worked hard, came to every class, and never missed assignments." • "If I do not get a passing grade I will be in trouble with my parents." <p>Wearing down the instructor by arguing, begging, and pleading to possess academic expectations without taking personal responsibility is harassment, disrespectful, inappropriate, and will be reported to the Office of Student Conduct.</p>
-------------------------------	--

Course Procedures:

<p>CANVAS</p>	<p>CANVAS is a tool that Prairie View A&M University uses for assessment purposes. One of your assignments may be considered an "artifact," an item of coursework that serves as evidence that course objectives are met. More information will be provided during the semester.</p> <p>Submission of Assignments: All projects (drawings and models) are due at the beginning of the class period on the assigned date. Therefore, if for any reason, you will be late or perceive or anticipate that you will be late, you are required to email your entire assignment on or before the class time for full credit. No late work will be accepted without proper, valid and signed documentation. There is an appropriate grade drop for any work that is accepted late with valid excuse.</p>
<p>REVIEWS</p>	<p>Students are expected to dress in professional attire on review dates.</p>

	applicable. The student is responsible for providing the official university excuse issued by the Office for Student Conduct to the professor(s). Questions should be directed to the Dean of Students via email: deanofstudents@pvamu.edu or phone: (936) 261-3550 or Office for Student Conduct via email: studentconduct@pvamu.edu or phone: (936) 261-3524.
Personal Conduct	<p>Students and faculty are expected to conduct themselves in ways that support individual learning and the learning of others. To that end members of the classroom community will conduct themselves in a professional and ethical manner to achieve these objectives. Any conduct construed to interfere with the learning opportunities of members of the class may result in the removal of the student from the class for that day. Repeated inappropriate conduct will result in permanent removal from the class. Based upon the fact that you are preparing for professional employment, you are expected to adhere to the following specific guidelines:</p> <ol style="list-style-type: none"> 1. During regular class periods <u>all students are expected to dress appropriately</u> in accordance with university regulations so that no disruptions in the learning experience will occur. 2. <u>Dress Code for Presentations</u>: Professional dress is expected for all presentations in class. 3. Students should <u>not be eating food or consuming drinks</u> during the discussion sessions. No food or drink is allowed in the classroom at any time. 4. <u>Cellular telephones are to be turned off or put on silent ring tone</u> during the class period. Texting is strictly prohibited during the class period. No "ear phone" units will be allowed. If your cell phone rings during the lecture or you are texting you are subject to losing all participation point for that class period. 5. <u>Laptops must emit no noise</u>. Make sure your laptop is warmed up and your battery charged before class starts. A laptop is allowed only for taking notes or accessing relevant course material during the class. Checking email, playing a game, messaging and other non-class related activities are not allowed at any time. 6. <u>Harassment</u> of your fellow students of any kind will not be tolerated.
Conduct of the Class	<p>Please note the following rules for the conduct of the class.</p> <ol style="list-style-type: none"> 1. <u>Class will begin at the appointed time</u>. 2. <u>Class is dismissed when so indicated by the instructor</u>. Students are expected to be on time and stay throughout the entire class period. Leaving the classroom before the class is dismissed without prior approval from the instructor will result in a loss of participation for that class. 3. <u>Lecture Notes and Handouts</u> will be posted on Canvas or sent to your official university email. Handouts distributed during a class period will not be distributed at any other time. It is the student's responsibility to get a copy from another student or source.
Formatting Documents:	Microsoft Word is the standard word processing tool used at PVAMU. If you are using other word processors, be sure to save the document in either the Microsoft Word, Rich-Text, or plain text format.
University Rules and Procedures:	
Disability Statement (See Student Handbook):	<p>Students with disabilities, including learning disabilities, who wish to request accommodations in class should register with the Services for Students with Disabilities (SSD) early in the semester so that appropriate arrangements may be made. In accordance with federal laws, a student requesting special accommodations must provide documentation of their disability to the SSD coordinator. Students should also inform the instructor of their need for accommodations immediately at the outset of the course so that a solution designed to being successful in class can be produced.</p>
Academic Misconduct:	Academic dishonesty is defined as any form of cheating or dishonesty that has the effect or intent of interfering with any academic exercise or fair evaluation of a student's performance. The college faculty can provide additional information,

Students
accomm
(SSD) e
accord
docume
instruct
a solutio

<p>Statement on the Use of Generative Artificial Intelligence Tools in the Classroom</p>	<p>known GAIs currently available, this statement includes any and all past, current, and future generations of GAI software. Prairie View A&M University expects that all work produced for a grade in any course, be it face-to-face or virtual, will be the sole product of a student’s endeavors to meet those academic goals. However, should an instructor permit their students to use artificial intelligence as a resource or tool, students must not substitute the substance of their original work with the results of using such GAI tools. This clearly violates the University’s Administrative Guidelines on Academic Integrity and its underlying academic values.</p>
<p>Nonacademic Misconduct (See Student Planner):</p>	<p>The university respects the rights of instructors to teach and students to learn. Maintenance of these rights requires campus conditions that do not impede their exercise. Campus behavior that interferes with either (1) the instructor’s ability to conduct the class, (2) the ability of other students to profit from the instructional program, or (3) campus behavior that interferes with the rights of others will not be tolerated. An individual engaging in such disruptive behavior may be subject to disciplinary action. The Office of Student Conduct will adjudicate such incidents under nonacademic procedures.</p>
<p>Sexual Misconduct</p>	<p>Sexual harassment of students and employees at Prairie View A&M University is unacceptable and will not be tolerated. Any member of the university community violating the university’s sexual harassment policy will be subject to disciplinary action. In accordance with the Texas A&M University System guidelines, your instructor is obligated to report to the Office of Title IX Compliance (titleixteam@pvamu.edu) any instance of sexual misconduct involving a student, which includes sexual assault, stalking, dating violence, domestic violence, and sexual harassment, about which the instructor becomes aware during this course through writing, discussion, or personal disclosure. The faculty and staff of PVAMU actively strive to provide a learning, working, and living environment that promotes respect that is free from sexual misconduct, discrimination, and all forms of violence. If students, faculty, or staff would like assistance or have questions, they may contact the Title IX Coordinator, Dr. Zakiya Brown, at 936-261-2144 or titleixteam@pvamu.edu. More information can be found at Title IX Website, including confidential resources available on campus.</p>
<p>Protections and Accommodations for Pregnant and Parenting Students</p>	<p>The U.S. Department of Education’s Office for Civil Rights (OCR) enforces, among other statutes, Title IX of the Education Amendments of 1972. Title IX protects people from discrimination based on sex, sexual orientation, and gender identity in education programs or activities that receive federal financial assistance. This protection includes those who may be pregnant and parenting. Title IX states: “No person in the United States shall, on the basis of sex, be excluded from participation in, be denied the benefits of, or be subjected to discrimination under any education program or activity receiving Federal financial assistance.” Students seeking accommodations related to pregnancy or parenting should contact the Office of Title IX for information, resources, and support at titleixteam@pvamu.edu. Additional information and/or support may be provided by the Office of Disability Services or</p>

	the Office of the Dean of Students.
Non-Discrimination Statement	Prairie View A&M University does not discriminate on the basis of race, color, sex, religion, national origin, age, disability, genetic information, veteran status, sexual orientation, or gender identity in its programs and activities. The University is committed to supporting students and complying with The Texas A&M University System non-discrimination policy. It seeks to establish an environment that is free of bias, discrimination, and harassment. If you experience an incident of discrimination or harassment, we encourage you to report it. If you would like to speak with someone who may be able to afford you privacy or confidentiality, there are individuals who can meet with you. The Director of Equal Opportunity & Diversity has been designated to handle inquiries regarding the non-discrimination policies and can be reached at Harrington Science Building, Suite 109, or by phone at 936-261-1744 or 1792.
Student Academic Appeals Process	Authority and responsibility for assigning grades to students rest with the faculty. However, in those instances where students believe that miscommunication, errors, or unfairness of any kind may have adversely affected the instructor's assessment of their academic performance, the student has a right to appeal by the procedure listed in the University Online Catalog and by doing so within thirty days of receiving the grade or experiencing any other problematic academic event that prompted the complaint.
Student Support and Success:	
<p>John B. Coleman Library The John B. Coleman Library's mission is to enhance the scholarly pursuit of knowledge, to foster intellectual curiosity, and to promote life-long learning and research through our innovative services, resources, and cultural programs, which support the Prairie View A&M University's global mission of teaching, service, and research. It maintains library collections and access both on campus, online, and through local agreements to further the educational goals of students and faculty. Library Website Phone: 936-261-1500</p>	
Academic Advising Services	Academic Advising Services offers students various services that contribute to student success and lead toward graduation. We assist students with understanding university policies and procedures that affect academic progress. We support the early alert program to help students connect to success early in the semester. We help refer students to the appropriate academic support services when they are unsure of the best resource for their needs. Faculty advisors support some students in their respective colleges. Your faculty advisor can be identified in PantherTracks. Advisors within Academic Advising Services are available to all students. We are located across campus. Find your advisor's location by academic major on the advising website. Phone: 936-261-5911
The University Tutoring Center	The University Tutoring Center (UTC) offers free tutoring and academic support to all registered PVAMU students. The mission of the UTC is to help provide a solid

John B.
The Joh
to foster
innovativ
Universi
collectio
the edu
Phone: :

	<p>academic foundation that enables students to become confident, capable, independent learners. Competent and caring staff and peer tutors guide students in identifying, acquiring, and enhancing the knowledge, skills, and attitudes needed to reach their desired goals. Tutoring and academic support are offered face-to-face in the UTC and virtually in online sessions. Other support services available for students include Supplemental Instruction, Study Breaks, Academic Success Workshops, and Algebra Study Jam. Location: J. B. Coleman Library, Rm. 307; Phone: 936-261-1561; Email: pvtutoring@pvamu.edu; University Tutoring Website</p>
<p>Writing Center</p>	<p>The Writing Center provides well-trained peer tutors to assist students with writing assignments at any stage of the writing process. Tutors help students with various writing tasks from understanding assignments, brainstorming, drafting, revising, editing, researching, and integrating sources. Students have free access to Grammarly online writing assistance. Grammarly is an automated proofreading and plagiarism detection tool. Students must register for Grammarly by using their student email address. In addition, students have access to face-to-face and virtual tutoring services either asynchronously via email or synchronously via Zoom. Location: J. B. Coleman Library, Rm. 209; Phone: 936-261-3724; Writing Center Website, Grammarly Registration</p>
<p>Panther Navigate</p>	<p>Panther Navigate is a proactive system of communication and collaboration between faculty, academic advisors, and students that is designed to support student success by promptly identifying issues and allowing for intervention. Panther Navigate helps students by providing a central location to schedule advising appointments, view campus resources, and request assistance. Students who recognize that they have a problem that negatively affects their academic performance or ability to continue school may self-refer an academic early alert. To do so, students will log in to Canvas and click on Student Alerts on the left sidebar within a course. Students also have the option to download the Navigate Student app. Phone: 936-261-5902; Panther Navigate Website</p>
<p>Student Counseling Services</p>	<p>The Student Counseling Services offers a range of services and programs to assist students in maximizing their potential for success: short-term individual, couples, and group counseling, as well as crisis intervention, outreach, consultation, and referral services. The staff is licensed by the State of Texas and assists students who are dealing with academic skills concerns, situational crises, adjustment problems, and emotional difficulties. Information shared with the staff is treated confidentially and in accordance with Texas State Law. Location: Hobart Taylor, 2nd floor; Phone: 936-261-3564; Health & Counseling Center Website</p>
<p>Office of Testing Services</p>	<p>The Office of Testing Services serves to facilitate and protect the administration of educational and professional exams to aid students, faculty, staff, and the community in their academic and career goals. We provide proctoring services for individuals who need to take exams for distance or correspondence courses for another institution, exams for independent study courses, or make-up exams. In order for a proctored exam to be administered by our office, the instructor of the course must</p>

	<p>first submit the online PVAMU Testing Services – Test Proctoring Form (this form can only be completed by the instructor) to the Office of Testing Services 72 hours prior to the first exam being administered. Once the Test Proctoring Form has been submitted, the instructor will inform their testers so they can then register for an appointment with our office on one of the selected proctored exam test dates within the testing window for the exam and pay the applicable fees. To access the OTS – Test Proctoring Form, to schedule a proctored exam appointment, or to find more information about our proctoring services, please visit the OTS – Proctoring Service website. Location: Wilhelmina Delco, 3rd Floor, Rm. 305; Phone: 936-261-3627; Email: aetesting@pvamu.edu; Testing Website</p>
<p>Office of Diagnostic Testing and Disability Services</p>	<p>The Americans with Disabilities Act (ADA) is a federal anti-discrimination statute that provides comprehensive civil rights protection for persons with disabilities. Among other things, this legislation requires that all students with disabilities be guaranteed a learning environment that provides for reasonable accommodation of their disabilities. If you believe you have a disability requiring an accommodation, contact the Office of Disability Services. As a federally-mandated educational support unit, the Office of Disability Services serves as the repository for confidential disability files for faculty, staff, and students. For persons with a disability, the Office develops individualized ADA letters of request for accommodations. Other services include learning style inventories, awareness workshops, accessibility pathways, webinars, computer laboratory with adapted hard and software, adapted furniture, proctoring non-standardized test administrations, ASL interpreters, ALDs, digital recorders, Livescribe, and a comprehensive referral network across campus and the broader community. Location: Hobart Taylor, Rm. 1D128; Phone: 936-261-3583; Disability Services Website</p>
<p>Center for Instructional Innovation and Technology Services (CIITS)</p>	<p>Distance Learning, also referred to as Distance Education, is the employment of alternative instructional delivery methods to extend programs and services to persons unable to attend classes in the traditional manner. CIITS supports student learning through online, hybrid, web-assist, and 2-way video course delivery. For more details and contact information, visit CIITS Student Website. Phone: 936-261-3283 or email: ciits@pvamu.edu</p>
<p>Veteran Affairs</p>	<p>Veteran Services works with student veterans, current military, and military dependents to support their transition to the college environment and continued persistence to graduation. The Office coordinates and certifies benefits for both the G.I. Bill and the Texas Hazlewood Act. Location: Evans Hall, Rm. 102; Phone: 936-261-3563; Veteran Affairs Website</p>
<p>Office for Student Engagement</p>	<p>The Office for Student Engagement delivers comprehensive programs and services designed to meet the co-curricular needs of students. The Office implements inclusive</p>

	<p>and accessible programs and services that enhance student development through exposure to and participation in diverse and relevant social, cultural, intellectual, recreational, community service, leadership development, and campus governance. Location: Memorial Student Center, Rm. 221; Phone: 936-261-1340; Student Engagement Website</p>
<p>Center for Careers & Professional Development</p>	<p>This center supports students through professional development, career readiness, and placement and employment assistance. The center provides one-on-one career coaching, interview preparation, resume and letter writing, and career exploration workshops and seminars. Services are provided for students at the Northwest Houston Center and College of Nursing in the Medical Center twice a month or on a requested basis. Distance Learning students are encouraged to visit the center website for information regarding services provided. Location: Anderson Hall, 2nd floor; Phone: 936-261-3570; Center for Careers & Professional Development Website</p>
<p>Technical Considerations</p>	<p>Minimum Recommended Hardware and Software:</p> <ul style="list-style-type: none"> · Intel PC or laptop with Windows 10 or later version; Mac with OS Catalina · Smartphone or iPad/tablet with wi-fi* · High-speed internet access · 8 GB memory · Hard drive with 320 GB storage space · 15" monitor, 1024 x 768, color · Speakers (internal or external) · Microphone and recording software · Keyboard & mouse · Most current version of Google Chrome, Safari, or Firefox <p>Note: Be sure to enable Java & pop-ups in the web browser preferences</p> <p>* At this time only Chromebooks, laptops, and desktops running Windows or Mac work with our proctoring solution, but iPads are not compatible. Most other applications will work with Android or Apple tablets and smartphones.</p> <p>Participants should have a basic proficiency of the following computer skills:</p> <ul style="list-style-type: none"> · Sending and receiving email

	<ul style="list-style-type: none"> · A working knowledge of the Internet · Microsoft Word (or a program convertible to Word) · Acrobat PDF Reader · Windows or Mac OS · Video conferencing software (Zoom)
<p>Netiquette (online etiquette):</p>	<p>Students are expected to participate in all discussions and virtual classroom chats as directed. Students are to be respectful and courteous to others on discussion boards. Foul or abusive language will not be tolerated. Do not use ALL CAPS for communicating to others AS IT CAN BE INTERPRETED AS YELLING. Avoid slang terms such as "wassup?" and texting abbreviations such as "u" instead of "you." Limit and possibly avoid the use of emoticons. Be cautious when using humor or sarcasm as tone is sometimes lost in an email or discussion post, and the message might be taken seriously or sound offensive.</p>
<p>Video Conferencing Etiquette</p> <p>Communication Expectations and Standards</p>	<p>When using Zoom, WebEx, or other video conferencing tools, confirm the visible area is tidy, clear of background clutter, inappropriate or offensive posters, and other distractions. Ensure you dress appropriately and avoid using high traffic or noisy areas. Stay muted when you are not speaking and avoid eating/drinking during the session. Before the class session begins, test audio, video, and lighting to alleviate technology issues.</p> <p>Emails will receive a response from the instructor, usually within 48 hours. Urgent emails should be marked as such. Check regularly for responses.</p>
<p>Technical Support:</p> <p>Grade and Evaluation</p>	<p>Students should go to Password Reset Tool if they have password issues. The page will provide instructions for resetting passwords and contact information if login issues persist. For other technical questions regarding eCourses, call the Center for Instructional Innovation and Technology Services at 936-261-3283 or email ciits@pvamu.edu.</p> <p>Grades for assignments and submissions will be posted within seven (7) business days from the due date. You will be notified if those circumstances change. Responses will usually provide a grade and written feedback as well.</p> <p>Emails will be responded to via email within 24 hours, Monday-Friday. There will not be a response to emails asking about the class discussion (check your weekly schedule).</p>

COVID-19 Campus Safety Measures

In accordance with the latest guidelines from the PVAMU Health Services, the following measures are in effect until further notice.

- Students who are ill will be asked to adhere to best practices in public health, such as masking, handwashing, and social distancing, to help reduce the spread of illness across campus.
- Mandatory self-reporting will no longer be required by students. Students will be responsible for communicating with their professors regarding COVID, similarly to any other illness.
- There will be no mandatory isolation. Students who are too ill to engage in classroom activities will be responsible for securing the appropriate documentation to support the absence.
- Students who self-isolate will be responsible for communicating with their professors and securing an excuse from Student Conduct. · All students will have access to TimelyCare, a telehealth platform that provides virtual medical care 24/7 and by appointment in the Student Health Clinic. Students are encouraged to enroll with TimelyCare at the beginning of the semester, at timelycare.com/pvamu.
- All students will have access to TimelyCare, a telehealth platform that provides virtual medical care 24/7 and by appointment in the Student Health Clinic. Students are encouraged to enroll with TimelyCare at the beginning of the semester, at timelycare.com/pvamu.
- Students will have access to COVID testing in the Student Health Clinic by appointment. Testing is for students who are symptomatic ONLY.

ACCREDITATION/ASSESSMENT CRITERIA Table No. 1-NAAB CRITERIA

This course is structured to assist the student meet the following criteria shown in **Table No. 1** as established by the National Architectural Accreditation Board (NAAB). To view the entire list and obtain guidance, go to the NAAB website, www.naab.org and access "NAAB 2020 Conditions for Accreditation."













Performance Criteria: <div style="border: 1px solid black; padding: 5px; color: red; text-align: center;">Table No. 1 is subject to revision.</div>	Skill <input checked="" type="checkbox"/>	Understanding <input checked="" type="checkbox"/>	Course Learning Outcomes Competencies (T, R, I)		
			T Taught	R Reinforced	I Utilized/ Integrated

STUDENT CRITERIA 1: Health, Safety and Welfare in the Built Environment (Understanding Level)













		<input checked="" type="checkbox"/>			<input checked="" type="checkbox"/>

















STUDENT CRITERIA 2: Professional Practice (Understanding Level)












STUDENT CRITERIA 3: Regulatory Context (Understanding Level)					
STUDENT CRITERIA 4: Technical Knowledge (Understanding Level)					
	<input checked="" type="checkbox"/>		<input checked="" type="checkbox"/>		
STUDENT CRITERIA 5: Design Synthesis (Skill Level)					
STUDENT CRITERIA 6: Building Integration (Skill Level)					








COURSE OUTLINE: EVENT AND LECTURE SCHEDULE			
This schedule is subject to change as the semester proceeds in order to cover the most important material in the time allotted. Any revisions will be duly noted and announced in class. All referenced readings are taken from the required text.			
	Registration/Assembly Dates		Dates exam scores will be posted
	Key Dates		Holidays
	Graduation Applications		Guest lectures
	Dates for Exams		Project Team Workshop
	Proctored Exams		Class Sessions using ZOOM or teleconference technology
	Lecture Completed		Lecture Notes, Assignments, or Articles posted to CANVAS

16 WEEK CALENDAR	
Week One: Topic August 21-25, 2023	Introduction: Review of Architectural Principles and Architectural Drawings
Chapter (s):	Overview of Francis D.K. Ching: "Architecture: Form, Space & Order".
Assignment (s):	Warm-Up Exercise: Lobby Hand-Drafted Drawing
	August 21, 2023 TUITION AND FEES PAYMENT DUE DATE @ 5:00 PM
	August 22-29, 2023 LATE REGISTRATION (FEE: \$50.00)

University Events: 	August 21-30, 2023	 ATTENDANCE REPORTING PERIOD (ND/SH). Students who do not attend class during this period will have their courses removed and financial aid reduced or cancelled!
Week Two: Topic August 28-September 1, 2023	Introduction to Arch Design III Project: Yoga Studio & Juice Bar in Texas	
Chapter (s):		
Assignment (s):	Yoga Research; Yoga Studio Precedents	
University Events: 	September 1, 2023	Financial Aid Refunds Begin
Week Three: Topic September 4-18, 2023	Conceptual Exploration	
Chapter (s):		
Assignment (s):	Indian Culture & the Design Esquisse	
University Events:	September 4, 2023 [Monday]	 1 LABOR DAY (University Closed)
	September 6, 2023 [Wednesday]	 CENSUS DATE (12 TH CLASS DAY)  FINAL DAY TO DROP/WITHDRAW FROM COURSE WITHOUT ACADEMIC RECORD.
	September 7, 2023 [Thursday]	WITHDRAWAL FROM COURSES "WITH ACADEMIC RECORD" (W) BEGINS.
Week Four: Topic September 11-15, 2023	Site Exploration & Sustainable Strategies	
Chapter (s):		
Assignment (s):	Site Analysis & the Site Plan	
University Events: 	September 12, 2023 [Tuesday]	 DROP FOR NON-PAYMENT OF TUITION AND FEES @ 5:00 PM.
	September 13, 2023 [Wednesday]	PVAMU Architecture +Construction Science Career Fair 9:00 AM- 4:00 PM  PRAIRIE VIEW A&M UNIVERSITY SCHOOL OF ARCHITECTURE Design your future @ pvamu.edu/soa 
Week Five: Topic September 18-22, 2023	Project Program & the Esquisse; Bubble Diagram & the Floor Plan	
Chapter (s):		
Assignment (s):	Bubble Diagram & the Floor Plan	
University Events: 	September 18, 2023 [Monday]	 CENSUS DATE (20 TH CLASS DAY)
	September 19, 2023 [Tuesday]	WITHDRAWAL FROM COURSES "WITH ACADEMIC RECORD" (W) BEGINS.
Week Six: Topic September 25-29, 2023	Longitudinal & Transverse Sections	
Chapter (s):		
Assignment (s):	Longitudinal & Transverse Sections with Sustainable Strategies; Sectional Markers	

University Events: 		
Week Seven: Topic October 2-6, 2023	Elevation Design	
Chapter (s):		
Assignment (s):	4 Elevations	
University Events: 		
Week Eight: Topic October 9-13, 2023	Study Model	
Chapter (s):		
Assignment (s):	Study Model	
University Events: 	October 12-14, 2023 [Thursday- Saturday]	 Mid-Term Exams
Week Nine: Topic October 16-20, 2023	Wall Section	
Chapter (s):		
Assignment (s):	Detailed Wall Section with 25 Labels 	
University Events: 	October 16, 2023 [Monday]	 STUDENT AND FACULTY NON-CLASS DAY
	October 18, 2023 [Wednesday]	 MID-TERM EXAM GRADES DUE
Week Ten: Topic October 23-27, 2023	Exterior & Interior Views	
Chapter (s):		
Assignment (s):	3-Dimensional Rendered Drawings: 2 Exterior & 2 Interior Views	
University Events: 	October 26, 2023 [Thursday]	  FALL 2023 GRADUATION: FINAL DATE TO APPLY FOR GRADUATION! (Ceremony participation)
	October 27, 2023 [Friday]	  FALL 2022 GRADUATION: Application for Graduation-Degree Conferral Only Begins. (NO ceremony participation or name listed in program.)
Week Eleven: Topic October 30- November 3, 2023	Preliminary Poster, Portfolio & Resume Submission	
Chapter (s):		
Assignment (s):		
Week Twelve: Topic November 6-10, 2023	Preliminary Poster, Portfolio & Resume Submission	
Chapter (s):		
Assignment (s):		
University Events: 	November 6, 2023 [Monday]	 Priority Registration Period for continuing students for Spring Semester 2024 including December/January Mini-Mester. (Special Populations)
	November 7, 2023 [Tuesday]	 Priority Registration Period for continuing students for Spring Semester 2024 including December/January Mini-Mester. (Masters and Seniors)

	<p>November 8, 2023 [Wednesday]</p> <p>November 9, 2023 [Thursday]</p>	<p> Priority Registration Period for continuing students for Spring Semester 2024 including December/January Mini-Mester. (Juniors)</p> <p> Priority Registration Period for continuing students for Spring Semester 2024 including December/January Mini-Mester. (Sophomores)</p>
Week Thirteen: Topic November 13-17, 2023	Final Model	
Chapter (s):		
Assignment (s):	Final Building Model on Site	
University Events: 		
Week Fourteen: Topic November 20-24, 2023	Preliminary Poster, Portfolio & Resume Submission	
Chapter (s):		
Assignment (s):		
University Events: 	<p>November 23-25, 2023 [Thursday-Saturday]</p>	<p>THANKSGIVING (UNIVERSITY CLOSED)</p> 
Week Fifteen Topic November 27-December 1, 2023	FINAL JURY (November 28, 2023) (Final Poster Submission) S	
Chapter (s):		
Assignment (s):	Final Portfolio & Resume Submission (November 29, 2023)	
University Events: 	<p>November 27, 2023 [Monday]</p> <p>November 29, 2023 [Wednesday]</p> <p>November 30, 2023 [Thursday]</p> <p>December 1-7, 2023 [Friday-Thursday]</p> <p>December 1, 2023 [Friday]</p>	<p> Final Day to Withdraw from a Course or the University (“W”) for the Fall Semester 2023</p> <p> Last day of class for Fall Semester 2023!</p> <p> Study Day (No classes in Session)</p> <p> FINAL EXAMINATION PERIOD</p> <p> FALL 2023 GRADUATION: Final Day to Apply for Graduation-Degree Conferral Only. (NO ceremony participation or name listed in program.)</p>
Week Sixteen		

	December 1-7, 2023 [Friday-Thursday]	 FINAL EXAMINATION PERIOD
	December 7, 2023 [Thursday]	FINAL GRADES FOR GRADUATION CANDIDATES DUE BY 12:00 PM!
	December 9, 2023 [Saturday]	 COMMENCEMENT
	December 12, 2023 [Tuesday]	FINAL GRADES DUE FOR ALL OTHER STUDENTS BY 11:59 PM!
	December 25, 2023- January 1, 2024 [Monday-Monday]	WINTER BREAK (UNIVERSITY CLOSED)

In order to assure that you have read over this entire document you are required to sign the Statement of Agreement on the final page of the syllabus and return it at the start of second-class period. This will be our contract that you have read over the entire syllabus and that you understand what is expected of you in this class.

STATEMENT OF AGREEMENT

I have read the Course Syllabus for **ARCH 2603-P83 Fall Semester 2023**, including the Class Lecture and Event Schedule, and agree to abide by the conditions for the class as spelled out in this document. My signature indicates my personal commitment to meeting the course objectives and succeeding in this educational endeavor.

Signature-Student

Student name (Please print neatly) _____ Student ID # ____/____/2023
Date

Signature-Instructor

Instructors name ____/____/2023
Date

RETURN THIS PAGE FROM THE SYLLABUS TO THE INSTRUCTOR TO COMPLETE YOUR ENROLLMENT IN THIS COURSE.

RECEIVED WITH STUDENT'S SIGNATURE: _____

ENTERED INTO GRADE BOOK: _____
