

# **PRAIRIE VIEW A&M UNIVERSITY ENROLLMENT SNAPSHOTS**



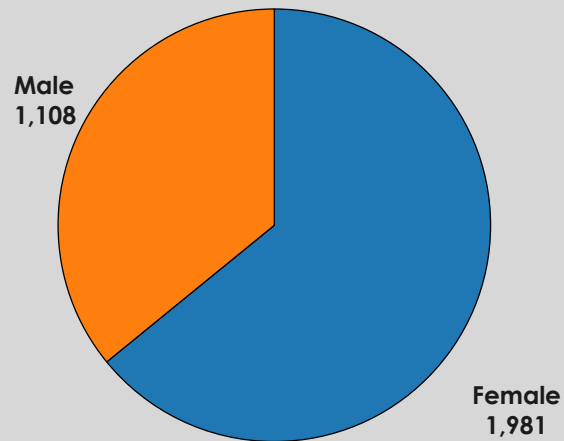
**SUMMER 2015**

## TABLE OF CONTENTS

Enrollment by Gender and Level .....	1
Enrollment by Classification .....	2
Enrollment by Ethnicity .....	3
Enrollment by Time Status .....	4
Enrollment by Student Type .....	5
Enrollment by Residency .....	6
Enrollment by Semester Credit Hours .....	7
Enrollment by College .....	8
Enrollment by College and Level .....	9
Enrollment by Department .....	10
Enrollment by Department and Level .....	11
Enrollment by Department and Ethnicity .....	12
Enrollment by Department and Student Type .....	13
Enrollment by Department and Classification .....	14
Enrollment by State .....	15
In-State Enrollment by County of Origin .....	16

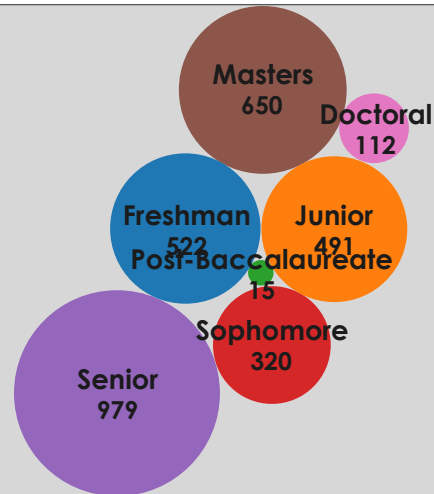
# ENROLLMENT BY GENDER & LEVEL SUMMER 2015

LEVEL	GENDER		
	Female	Male	Grand Total
Undergraduate	1,403	909	2,312
Graduate	485	165	650
Post Baccalaureate	15		15
Doctorate	78	34	112
<b>Grand Total</b>	<b>1,981</b>	<b>1,108</b>	<b>3,089</b>



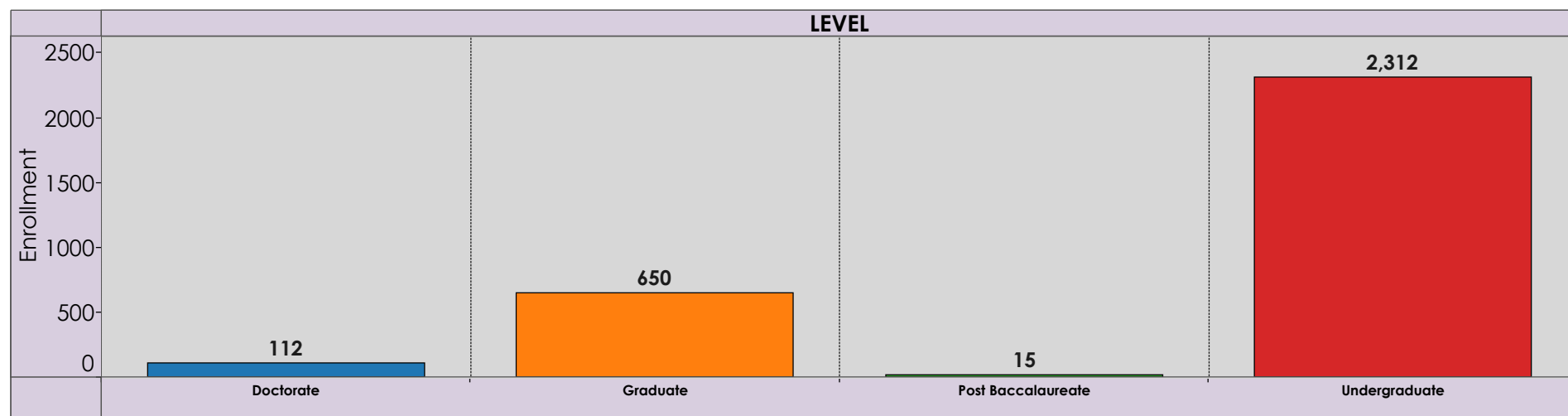
## ENROLLMENT BY CLASSIFICATION SUMMER 2015

CLASS	GENDER		
	Female	Male	Grand Total
Freshman	302	220	522
Sophomore	177	143	320
Junior	316	175	491
Senior	608	371	979
Post-Baccalaureate	15		15
Masters	485	165	650
Doctoral	78	34	112
<b>Grand Total</b>	<b>1,981</b>	<b>1,108</b>	<b>3,089</b>



## ENROLLMENT BY TIME STATUS SUMMER 2015

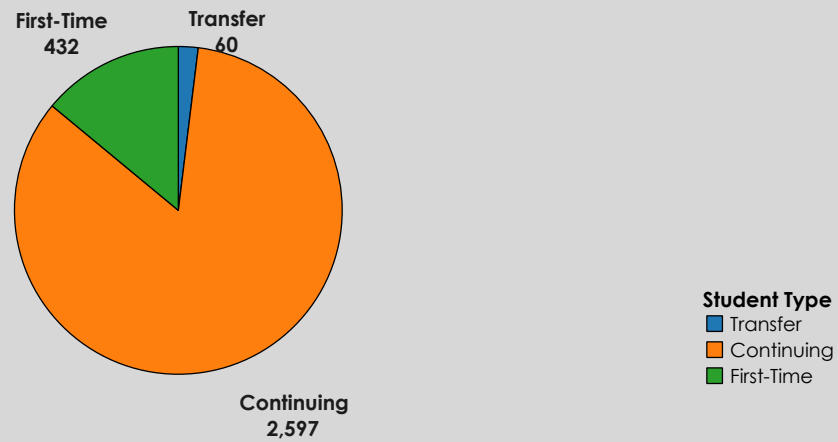
LEVEL	TIME STATUS		
	Full Time	Part Time	Grand Total
Doctorate	28	84	112
Graduate	133	517	650
Post Baccalaureate	2	13	15
Undergraduate	219	2,093	2,312
<b>Grand Total</b>	<b>382</b>	<b>2,707</b>	<b>3,089</b>



Full-Time Definition: UG=12+ SCH; MS=9+ SCH; DR=6+ SCH

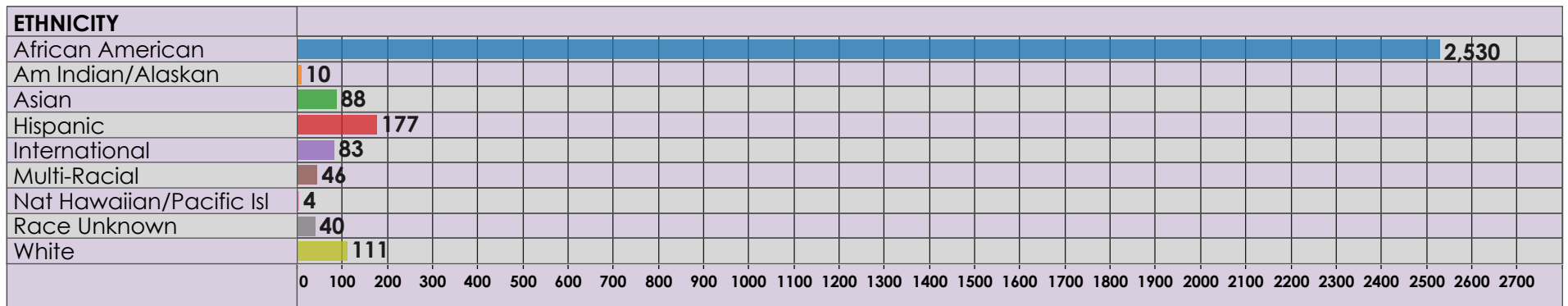
## ENROLLMENT BY STUDENT TYPE SUMMER 2015

STUDENT TYPE	GENDER		
	Female	Male	Grand Total
First-Time	244	188	432
Continuing	1,700	897	2,597
Transfer	37	23	60
<b>Grand Total</b>	<b>1,981</b>	<b>1,108</b>	<b>3,089</b>



## ENROLLMENT BY ETHNICITY SUMMER 2015

ETHNICITY	GENDER		
	Female	Male	Grand Total
African American	1,645	885	2,530
Am Indian/Alaskan	8	2	10
Asian	45	43	88
Hispanic	109	68	177
International	43	40	83
Multi-Racial	31	15	46
Nat Hawaiian/Pacific Isl	3	1	4
Race Unknown	24	16	40
White	73	38	111
<b>Grand Total</b>	<b>1,981</b>	<b>1,108</b>	<b>3,089</b>

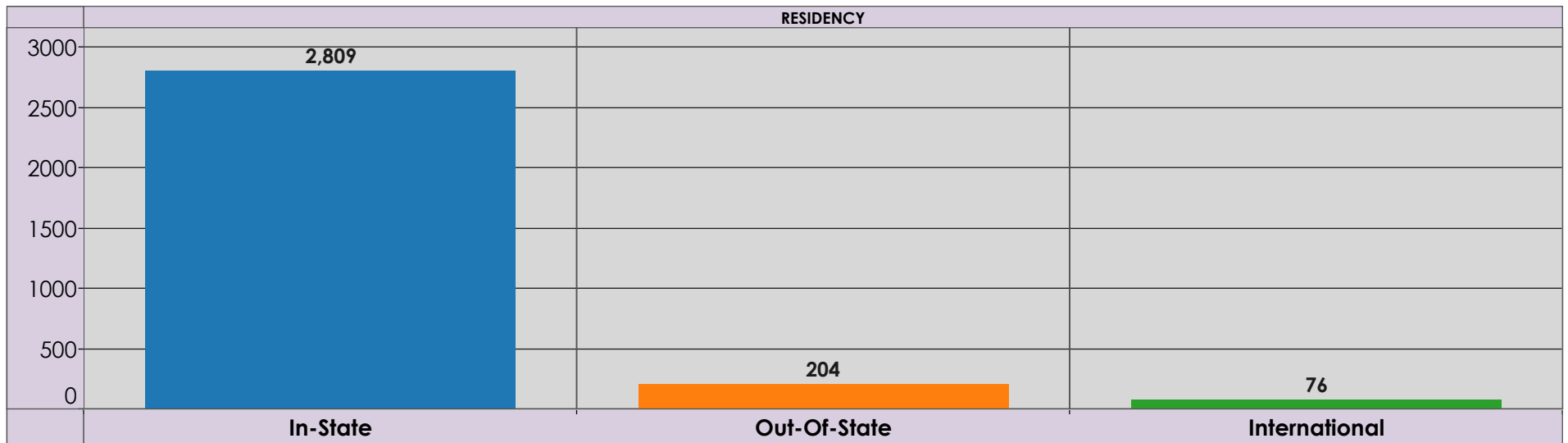


### ETHNICITY



## ENROLLMENT BY RESIDENCY SUMMER 2015

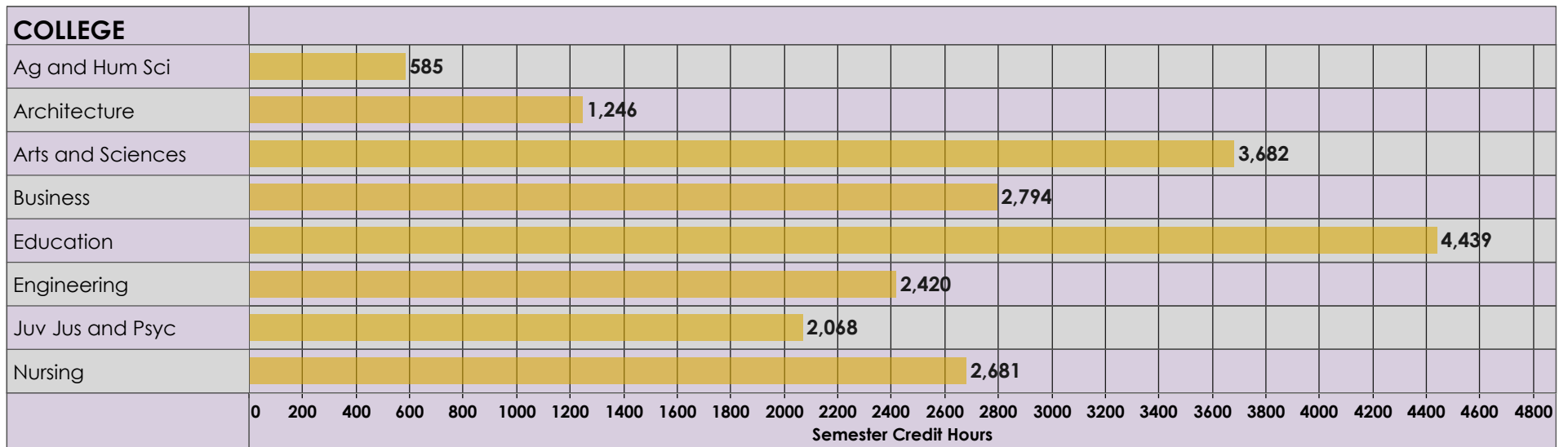
RESIDENCY	GENDER		
	Female	Male	Grand Total
In-State	1,811	998	2,809
Out-Of-State	131	73	204
International	39	37	76
<b>Grand Total</b>	<b>1,981</b>	<b>1,108</b>	<b>3,089</b>





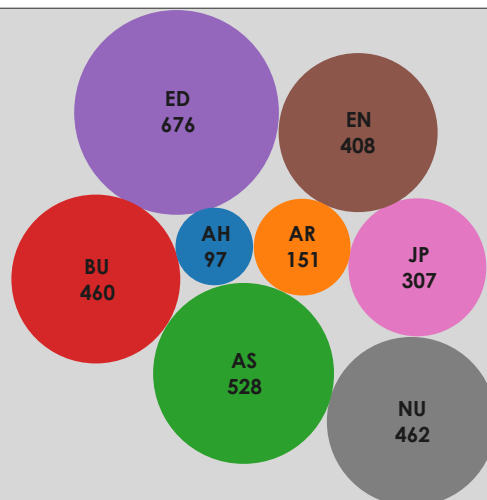
# ENROLLMENT BY SEMESTER CREDIT HOURS SUMMER 2015

COLLEGE	Count of ENROLLMENT	SCH
Ag and Hum Sci	97	585
Architecture	151	1,246
Arts and Sciences	528	3,682
Business	460	2,794
Education	676	4,439
Engineering	408	2,420
Juv Jus and Psyc	307	2,068
Nursing	462	2,681
<b>Grand Total</b>	<b>3,089</b>	<b>19,915</b>



## ENROLLMENT BY COLLEGE SUMMER 2015

COLLEGE	TIME STATUS		
	Full Time	Part Time	Grand Total
Ag and Hum Sci	8	89	97
Architecture	55	96	151
Arts and Sciences	46	482	528
Business	50	410	460
Education	122	554	676
Engineering	14	394	408
Juv Jus and Psyc	53	254	307
Nursing	34	428	462
<b>Grand Total</b>	<b>382</b>	<b>2,707</b>	<b>3,089</b>



Full-Time Definition: UG=12+ SCH; MS=9+ SCH; DR=6+ SCH

## ENROLLMENT BY COLLEGE & LEVEL

### Summer 2015

COLLEGE	Level	TIME STATUS		
		Full Time	Part Time	Grand Total
Ag and Hum Sci	GR	1	25	26
	UG	7	64	71
Architecture	GR	10	13	23
	UG	45	83	128
Arts and Sciences	GR		13	13
	UG	46	469	515
Business	GR	24	129	153
	UG	26	281	307
Education	DR	25	49	74
	GR	71	195	266
	PB	2	10	12
	UG	24	300	324
Engineering	DR		13	13
	GR	2	25	27
	UG	12	356	368
Juv Jus and Psyc	DR		8	8
	GR	13	19	32
	UG	40	227	267
Nursing	DR	3	14	17
	GR	12	98	110
	PB		3	3
	UG	19	313	332
Grand Total		382	2,707	3,089

Full-Time Definition: UG=12+ SCH; MS=9+ SCH; DR=6+ SCH

## ENROLLMENT BY DEPARTMENT

### Summer 2015

COLLEGE	DEPT	TIME STATUS		
		Full Time	Part Time	Grand Total
Ag and Hum Sci	Ag Nutr and Hum Eco	8	89	97
Architecture	Architecture	55	96	151
Arts and Sciences	Biology	24	177	201
	Chemistry & Physics	2	36	38
	Lang and Comm	8	83	91
	Mathematics	1	8	9
	Music Theatre	5	58	63
	Soc Wk, Behav and Pol Sci	6	120	126
Business	Acctg, Fin and MISY	22	145	167
	Business Admin	15	100	115
	Mgmt and Marketing	13	165	178
Education	Curriculum and Instr	16	107	123
	Ed Leadership and CNSL	85	226	311
	Health and Hum Perf	21	221	242
Engineering	Chemical Engr	4	112	116
	Civil and Envir Engr	2	25	27
	Computer Sci	2	27	29
	Elec and Computer Engr	4	91	95
	Engr Technology		11	11
	Mechanical Engr	2	128	130
Juv Jus and Psyc	Justice Studies	37	142	179
	Psychology	16	112	128
Nursing	Nursing	34	428	462
Grand Total		382	2,707	3,089

Full-Time Definition: UG=12+ SCH; MS=9+ SCH; DR=6+ SCH

## ENROLLMENT BY DEPARTMENT & LEVEL

### Summer 2015

COLLEGE	DEPT	LEVEL				
		Doctorate	Graduate	Post Baccalaure..	Undergraduate	Grand Total
Ag and Hum Sci	Ag Nutr and Hum Eco		26		71	97
Architecture	Architecture		23		128	151
Arts and Sciences	Biology				201	201
	Chemistry & Physics		9		29	38
	Lang and Comm				91	91
	Mathematics				9	9
	Music Theatre				63	63
	Soc Wk, Behav and Pol Sci		4		122	126
Business	Acctg, Fin and MISY		38		129	167
	Business Admin		115			115
	Mgmt and Marketing				178	178
Education	Curriculum and Instri		30	1	92	123
	Ed Leadership and CNSL	74	226	11		311
	Health and Hum Perf		10		232	242
Engineering	Chemical Engr				116	116
	Civil and Envir Engr				27	27
	Computer Sci		14		15	29
	Elec and Computer Engr	13	5		77	95
	Engr Technology				11	11
	Mechanical Engr		8		122	130
Juv Jus and Psyc	Justice Studies	3	21		155	179
	Psychology	5	11		112	128
Nursing	Nursing	17	110	3	332	462
Grand Total		112	650	15	2,312	3,089

## ENROLLMENT BY DEPARTMENT & ETHNICITY

### Summer 2015

COLLEGE	DEPT	ETHNICITY									Grand Total
		African American	Am Indian/ Alaskan	Asian	Hispanic	International	Multi-Racial	Nat Hawaiian/ Pacific Isl	Race Unknown	White	
Ag and Hum Sci	Ag Nutr and Hum Eco	89		1	1	1	2		1	2	97
Architecture	Architecture	97		1	32	9	3		4	5	151
Arts and Sciences	Biology	177		1	13	2	6			2	201
	Chemistry & Physics	28		3	2	2			1	2	38
	Lang and Comm	82			3		3			3	91
	Mathematics	9									9
	Music Theatre	50	1	1	4	2	1	1		3	63
	Soc Wk, Behav and Pol Sci	112			5	1	4		1	3	126
Business	Acctg, Fin and MISY	131		3	11	7			3	12	167
	Business Admin	85		5	5	6	2		3	9	115
	Mgmt and Marketing	163	1	1	6	1	2		1	3	178
Education	Curriculum and Instr	106	2	1	4	1	1	1	2	5	123
	Ed Leadership and CNSL	264	2	3	18	6	2		1	15	311
	Health and Hum Perf	224			6		4	1	3	4	242
Engineering	Chemical Engr	81		14	8	11				2	116
	Civil and Envir Engr	20			2	1	2		1	1	27
	Computer Sci	18		1	1	5			2	2	29
	Elec and Computer Engr	71	1	4	1	14	2		1	1	95
	Engr Technology	9	1			1					11
	Mechanical Engr	95		9	5	3	4		3	11	130
Juv Jus and Psyc	Justice Studies	170			5		1			3	179
	Psychology	113			3	3	4		1	4	128
Nursing	Nursing	336	2	40	42	7	3	1	12	19	462
Grand Total		2,530	10	88	177	83	46	4	40	111	3,089

## ENROLLMENT BY DEPARTMENT & STUDENT TYPE

### Summer 2015

COLLEGE	DEPT	STUDENT TYPE			
		First-Time	Continuing	Transfer	Grand Total
Ag and Hum Sci	Ag Nutr and Hum Eco	24	70	3	97
Architecture	Architecture	34	112	5	151
Arts and Sciences	Biology	28	170	3	201
	Chemistry & Physics	2	33	3	38
	Lang and Comm	9	79	3	91
	Mathematics		8	1	9
	Music Theatre	14	47	2	63
	Soc Wk, Behav and Pol Sci	5	120	1	126
Business	Acctg, Fin and MISY	21	143	3	167
	Business Admin	15	100		115
	Mgmt and Marketing	48	123	7	178
Education	Curriculum and Instr	17	104	2	123
	Ed Leadership and CNSL	13	295	3	311
	Health and Hum Perf	15	221	6	242
Engineering	Chemical Engr	29	84	3	116
	Civil and Envir Engr	11	15	1	27
	Computer Sci	8	21		29
	Elec and Computer Engr	17	78		95
	Engr Technology	3	8		11
	Mechanical Engr	30	98	2	130
Juv Jus and Psyc	Justice Studies	22	154	3	179
	Psychology	10	117	1	128
Nursing	Nursing	57	397	8	462
Grand Total		432	2,597	60	3,089

## ENROLLMENT BY DEPARTMENT & CLASSIFICATION

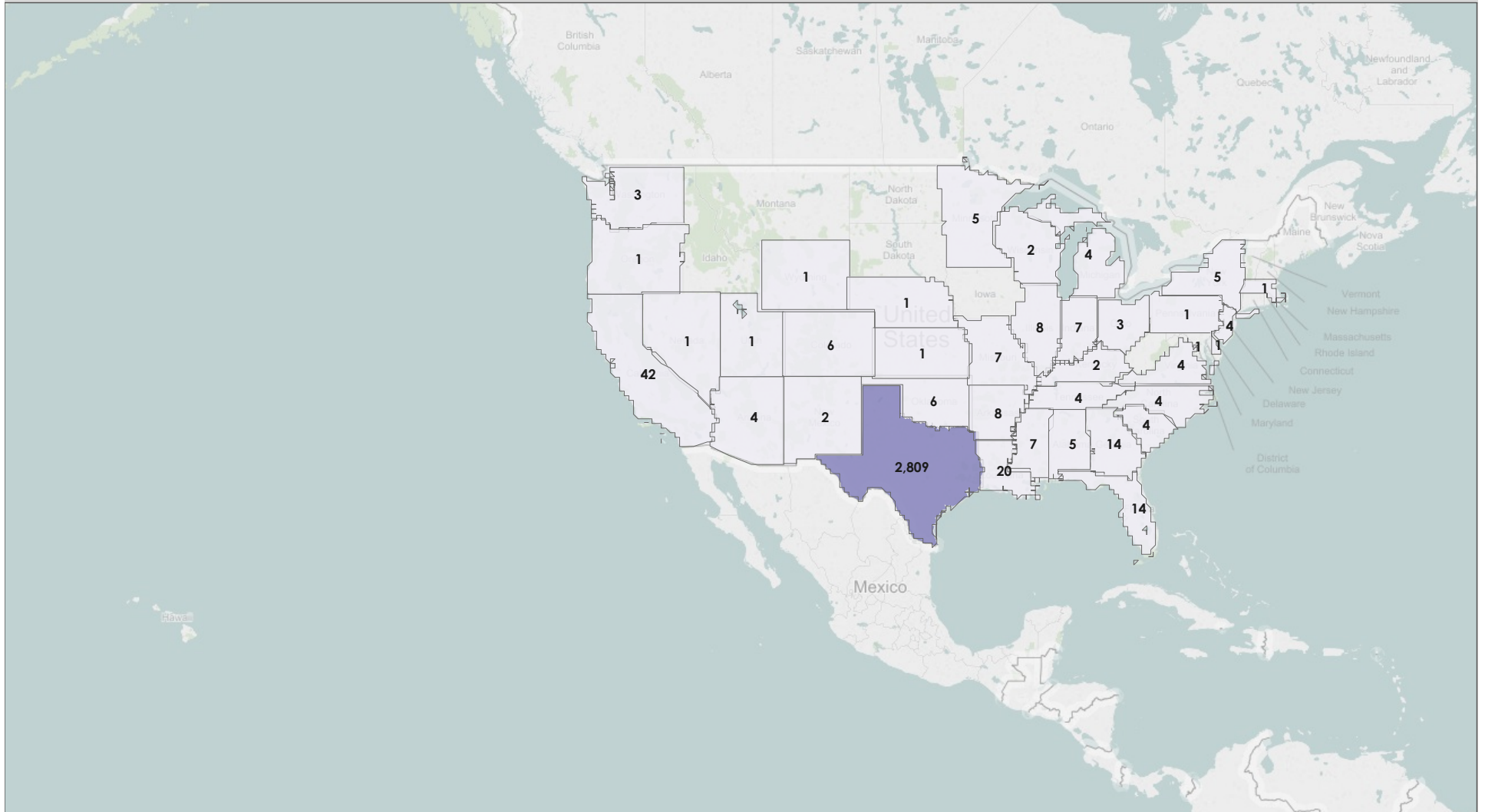
### Summer 2015

COLLEGE	DEPT	CLASS							
		Freshman	Sophomo..	Junior	Senior	Post-Bac..	Masters	Doctoral	Grand Tot..
Ag and Hum Sci	Ag Nutr and Hum Eco	24	13	10	24		26		97
Architecture	Architecture	39	22	23	44		23		151
Arts and Sciences	Biology	31	31	42	97				201
	Chemistry & Physics	6	3	9	11		9		38
	Lang and Comm	18	13	27	33				91
	Mathematics		1	5	3				9
	Music Theatre	18	18	10	17				63
	Soc Wk, Behav and Pol Sci	7	17	31	67		4		126
Business	Acctg, Fin and MISY	21	13	31	64		38		167
	Business Admin						115		115
	Mgmt and Marketing	62	25	30	61				178
Education	Curriculum and Instr	18	11	22	41	1	30		123
	Ed Leadership and CNSL					11	226	74	311
	Health and Hum Perf	27	35	59	111		10		242
Engineering	Chemical Engr	32	10	22	52				116
	Civil and Envir Engr	13	4	7	3				27
	Computer Sci	9	1	1	4		14		29
	Elec and Computer Engr	17	15	14	31		5	13	95
	Engr Technology	5	2	3	1				11
	Mechanical Engr	38	14	17	53		8		130
Juv Jus and Psyc	Justice Studies	24	28	43	60		21	3	179
	Psychology	25	15	30	42		11	5	128
Nursing	Nursing	88	29	55	160	3	110	17	462
<b>Grand Total</b>		<b>522</b>	<b>320</b>	<b>491</b>	<b>979</b>	<b>15</b>	<b>650</b>	<b>112</b>	<b>3,089</b>



# ENROLLMENT BY STATE

## Summer 2015



Count of ENROLLMENT  
1 2,809

# Summer 2015

