

PRAIRIE VIEW A&M UNIVERSITY
ENROLLMENT SNAPSHOTS



Summer 2009

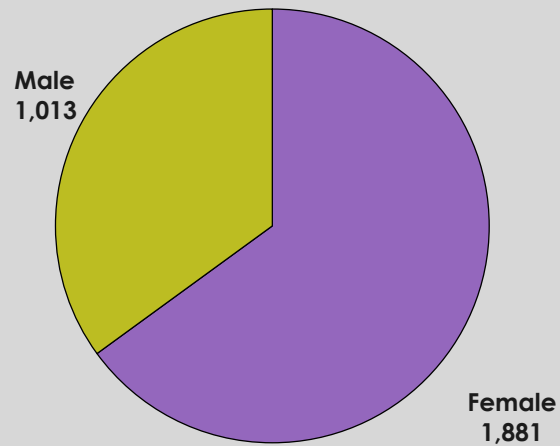
TABLE OF CONTENTS

Enrollment by Gender and Level	1
Enrollment by Classification	2
Enrollment by Ethnicity	3
Enrollment by Time Status	4
Enrollment by Student Type	5
Enrollment by Residency	6
Enrollment by Semester Credit Hours	7
Enrollment by College	8
Enrollment by College and Level	9
Enrollment by Department	10
Enrollment by Department and Level	11
Enrollment by Department and Ethnicity	12
Enrollment by Department and Student Type	13
Enrollment by Department and Classification	14
Enrollment by State	15
In-State Enrollment by County of Origin	16

ENROLLMENT BY GENDER & LEVEL

Summer 2009

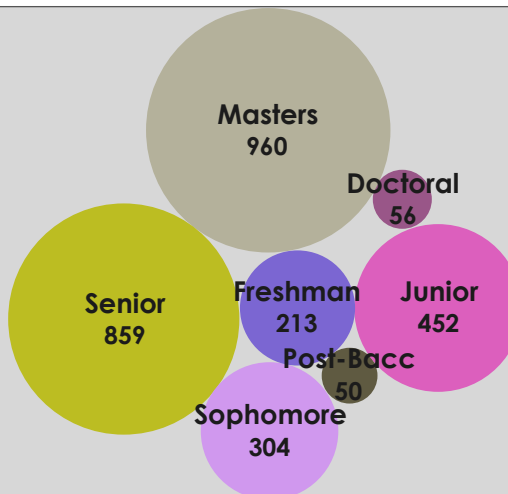
LEVEL	GENDER		
	Male	Female	Grand Total
Undergraduate	715	1,113	1,828
Graduate	260	700	960
Post Bacc	17	33	50
Doctorate	21	35	56
Grand Total	1,013	1,881	2,894



ENROLLMENT BY CLASSIFICATION

Summer 2009

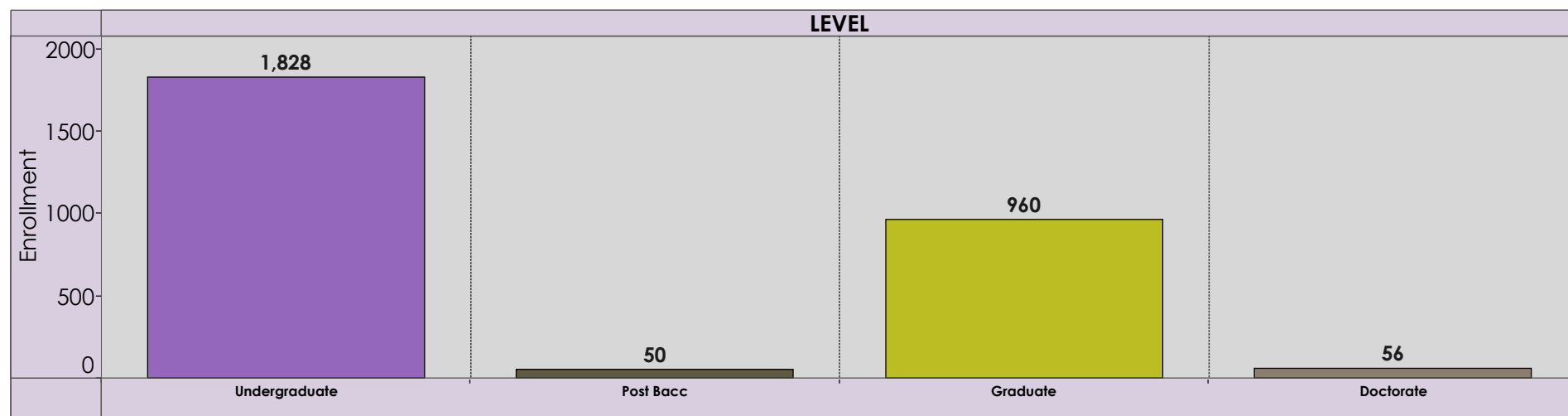
CLASSIFICATION	GENDER		
	Male	Female	Grand Total
Freshman	99	114	213
Sophomore	132	172	304
Junior	170	282	452
Senior	314	545	859
Post-Bacc	17	33	50
Masters	260	700	960
Doctoral	21	35	56
Grand Total	1,013	1,881	2,894



ENROLLMENT BY TIME STATUS

Summer 2009

LEVEL	TIME STATUS		
	Full Time	Part Time	Grand Total
Undergraduate	200	1,628	1,828
Post Bacc	4	46	50
Graduate	186	774	960
Doctorate	11	45	56
Grand Total	401	2,493	2,894

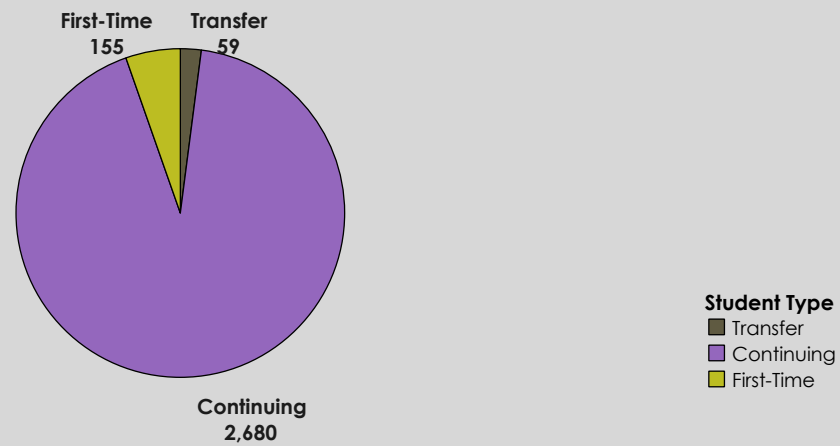


Full-Time Definition: UG=12+ SCH; MS=9+ SCH; DR=6+ SCH

ENROLLMENT BY STUDENT TYPE

Summer 2009

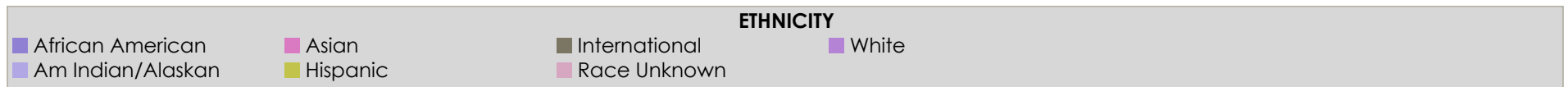
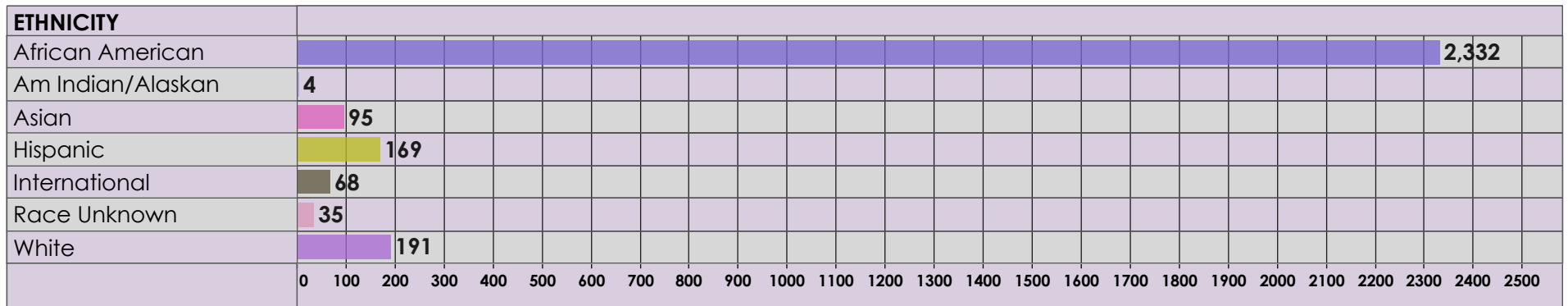
Student Type	GENDER		
	Male	Female	Grand Total
First-Time	52	103	155
Continuing	947	1,733	2,680
Transfer	14	45	59
Grand Total	1,013	1,881	2,894



ENROLLMENT BY ETHNICITY

Summer 2009


ETHNICITY	GENDER		
	Male	Female	Grand Total
African American	815	1,517	2,332
Am Indian/Alaskan		4	4
Asian	41	54	95
Hispanic	45	124	169
International	41	27	68
Race Unknown	8	27	35
White	63	128	191
Grand Total	1,013	1,881	2,894



ENROLLMENT BY RESIDENCY

Summer 2009

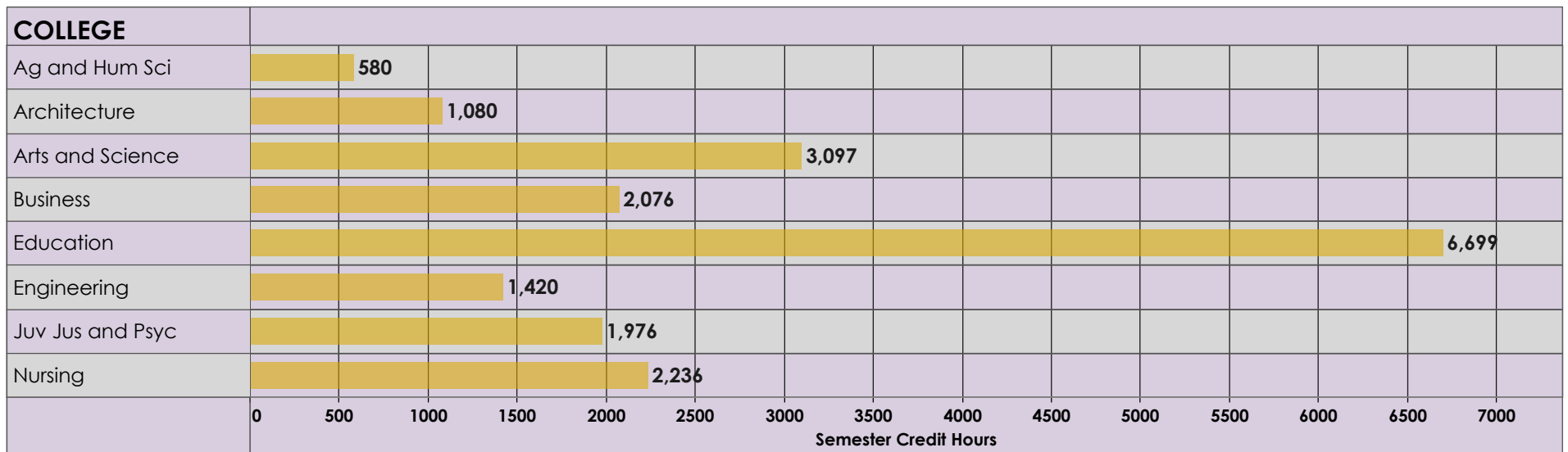
Residency	GENDER		
	Male	Female	Grand Total
In-State	931	1,789	2,720
Out-Of-State	42	62	104
International	40	30	70
Grand Total	1,013	1,881	2,894



ENROLLMENT BY SEMESTER CREDIT HOURS

Summer 2009

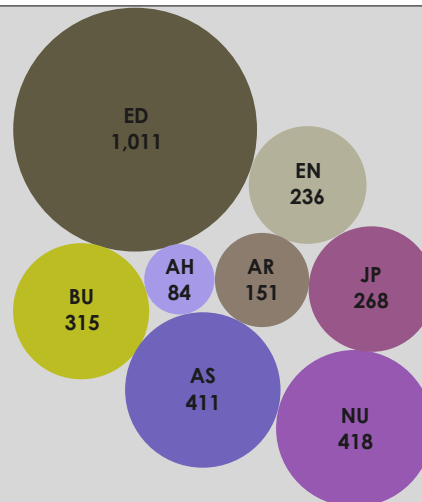
COLLEGE	Enrollment	Semester Credit Hours
Ag and Hum Sci	84	580
Architecture	151	1,080
Arts and Science	411	3,097
Business	315	2,076
Education	1,011	6,699
Engineering	236	1,420
Juv Jus and Psyc	268	1,976
Nursing	418	2,236
Grand Total	2,894	19,164



ENROLLMENT BY COLLEGE

Summer 2009

COLLEGE	TIME STATUS		
	Full Time	Part Time	Grand Total
Ag and Hum Sci	9	75	84
Architecture	30	121	151
Arts and Science	58	353	411
Business	42	273	315
Education	196	815	1,011
Engineering	9	227	236
Juv Jus and Psyc	48	220	268
Nursing	9	409	418
Grand Total	401	2,493	2,894



Full-Time Definition: UG=12+ SCH; MS=9+ SCH; DR=6+ SCH

ENROLLMENT BY COLLEGE & LEVEL

Summer 2009

COLLEGE	Level	TIME STATUS		
		Full Time	Part Time	Grand Total
Ag and Hum Sci	UG	8	56	64
	GR	1	19	20
Architecture	UG	18	90	108
	GR	12	31	43
Arts and Science	UG	55	336	391
	GR	3	17	20
Business	UG	37	196	233
	GR	5	77	82
Education	UG	24	229	253
	PB	4	46	50
	GR	158	522	680
	DR	10	18	28
Engineering	UG	9	178	187
	GR		38	38
	DR		11	11
Juv Jus and Psyc	UG	43	190	233
	GR	4	14	18
	DR	1	16	17
Nursing	UG	6	353	359
	GR	3	56	59
Grand Total		401	2,493	2,894

Full-Time Definition: UG=12+ SCH; MS=9+ SCH; DR=6+ SCH

ENROLLMENT BY DEPARTMENT

Summer 2009

COLLEGE	DEPT	TIME STATUS		
		Part Time	Full Time	Grand Total
Ag and Hum Sci	Ag Nutr and Hum Eco	75	9	84
Architecture	Architecture	121	30	151
Arts and Science	Biology	120	18	138
	Chemistry & Physics	18	1	19
	Lang and Comm	75	10	85
	Mathematics	6	1	7
	Music Theatre	51	7	58
	Soc Wk, Behav and Pol Sci	83	21	104
Business	Acctg, Fin and MISY	109	16	125
	Business Admin	58	3	61
	Mgmt and Marketing	106	23	129
Education	Curriculum and Instr	201	51	252
	Ed Leadership and CNSL	518	139	657
	Health and Hum Perf	96	6	102
Engineering	Chemical Engr	41	2	43
	Civil and Envir Engr	10	1	11
	Computer Sci	36		36
	Elec and Computer Engr	79	3	82
	Engr Technology	24	1	25
	Mechanical Engr	37	2	39
Juv Jus and Psyc	Justice Studies	122	29	151
	Psychology	98	19	117
Nursing	Nursing	409	9	418
Grand Total		2,493	401	2,894

Full-Time Definition: UG=12+ SCH; MS=9+ SCH; DR=6+ SCH

ENROLLMENT BY DEPARTMENT & LEVEL

Summer 2009

COLLEGE	DEPT	LEVEL				
		Undergraduate	Post Bacc	Graduate	Doctorate	Grand Total
Ag and Hum Sci	Ag Nutr and Hum Eco	64		20		84
Architecture	Architecture	108		43		151
Arts and Science	Biology	135		3		138
	Chemistry & Physics	18		1		19
	Lang and Comm	80		5		85
	Mathematics	4		3		7
	Music Theatre	58				58
	Soc Wk, Behav and Pol Sci	96		8		104
Business	Acctg, Fin and MISY	104		21		125
	Business Admin			61		61
	Mgmt and Marketing	129				129
Education	Curriculum and Instr	158	21	73		252
	Ed Leadership and CNSL		29	600	28	657
	Health and Hum Perf	95		7		102
Engineering	Chemical Engr	43				43
	Civil and Envir Engr	11				11
	Computer Sci	11		25		36
	Elec and Computer Engr	64		7	11	82
	Engr Technology	25				25
	Mechanical Engr	33		6		39
Juv Jus and Psyc	Justice Studies	137		9	5	151
	Psychology	96		9	12	117
Nursing	Nursing	359		59		418
Grand Total		1,828	50	960	56	2,894

ENROLLMENT BY DEPARTMENT & ETHNICITY

Summer 2009

COLLEGE	DEPT	ETHNICITY							
		African American	Am Indian/Alaskan	Asian	Hispanic	International	Race Unknown	White	Grand Total
Ag and Hum Sci	Ag Nutr and Hum Eco	73		1	4	4	1	1	84
Architecture	Architecture	114		3	20	3	1	10	151
Arts and Science	Biology	123		4	5	1	1	4	138
	Chemistry & Physics	16			1	1		1	19
	Lang and Comm	74			6		1	4	85
	Mathematics	4			1	1		1	7
	Music Theatre	55			2			1	58
	Soc Wk, Behav and Pol Sci	93		3	3			5	104
Business	Acctg, Fin and MISY	109		3	2	6	1	4	125
	Business Admin	48		2	3	3	3	2	61
	Mgmt and Marketing	120		1	4	1	1	2	129
Education	Curriculum and Instri	215		1	19	2	2	13	252
	Ed Leadership and CNSL	520	2	3	25	2	11	94	657
	Health and Hum Perf	96			2			4	102
Engineering	Chemical Engr	40		1	1	1			43
	Civil and Envir Engr	10			1				11
	Computer Sci	16		2	2	13	1	2	36
	Elec and Computer Engr	51		5	5	17		4	82
	Engr Technology	22			1		1	1	25
	Mechanical Engr	30		1	2	1	2	3	39
Juv Jus and Psys	Justice Studies	133		1	6	2	2	7	151
	Psychology	108	1	2	4			2	117
Nursing	Nursing	262	1	62	50	10	7	26	418
Grand Total		2,332	4	95	169	68	35	191	2,894

ENROLLMENT BY DEPARTMENT & STUDENT TYPE

Summer 2009

COLLEGE	DEPT	Student Type			
		First-Time	Continuing	Transfer	Grand Total
Ag and Hum Sci	Ag Nutr and Hum Eco	4	79	1	84
Architecture	Architecture	15	133	3	151
Arts and Science	Biology	13	123	2	138
	Chemistry & Physics	2	17		19
	Lang and Comm	1	82	2	85
	Mathematics		7		7
	Music Theatre	1	55	2	58
	Soc Wk, Behav and Pol Sci	7	96	1	104
Business	Acctg, Fin and MISY	2	122	1	125
	Business Admin	7	53	1	61
	Mgmt and Marketing	3	126		129
Education	Curriculum and Instr	10	241	1	252
	Ed Leadership and CNSL	55	593	9	657
	Health and Hum Perf	1	100	1	102
Engineering	Chemical Engr	2	40	1	43
	Civil and Envir Engr	1	10		11
	Computer Sci	7	29		36
	Elec and Computer Engr	1	80	1	82
	Engr Technology		25		25
	Mechanical Engr	4	35		39
Juv Jus and Psyc	Justice Studies	3	147	1	151
	Psychology	4	111	2	117
Nursing	Nursing	12	376	30	418
Grand Total		155	2,680	59	2,894

ENROLLMENT BY DEPARTMENT & CLASSIFICATION

Summer 2009

COLLEGE	DEPT	CLASSIFICATION							
		Freshman	Sophomore	Junior	Senior	Post-Bacc	Masters	Doctoral	Grand Total
Ag and Hum Sci	Ag Nutr and Hum Eco	10	13	19	22		20		84
Architecture	Architecture	16	16	20	56		43		151
Arts and Science	Biology	23	21	27	64		3		138
	Chemistry & Physics	5	1	6	6		1		19
	Lang and Comm	9	20	21	30		5		85
	Mathematics			2	2		3		7
	Music Theatre	16	13	13	16				58
	Soc Wk, Behav and Pol Sci	7	18	22	49		8		104
Business	Acctg, Fin and MISY	11	21	27	45		21		125
	Business Admin						61		61
	Mgmt and Marketing	17	15	33	64				129
Education	Curriculum and Instri	11	23	27	97	21	73		252
	Ed Leadership and CNSL					29	600	28	657
	Health and Hum Perf	9	15	28	43		7		102
Engineering	Chemical Engr	4	11	11	17				43
	Civil and Envir Engr	1	4	2	4				11
	Computer Sci	3		2	6		25		36
	Elec and Computer Engr	6	10	14	34		7	11	82
	Engr Technology		11	2	12				25
	Mechanical Engr	5	10	11	7		6		39
Juv Jus and Psyc	Justice Studies	16	32	49	40		9	5	151
	Psychology	7	16	35	38		9	12	117
Nursing	Nursing	37	34	81	207		59		418
Grand Total		213	304	452	859	50	960	56	2,894

ENROLLMENT BY STATE

Summer 2009

