PRAIRIE VIEW A&M UNIVERSITY

ENROLLMENT SNAPSHOTS

Spring 2009

TABLE OF CONTENTS

Enrollment by Gender and Level 1

Enrollment by Classification 2

Enrollment by Ethnicity 3

Enrollment by Time Status 4

Enrollment by Student Type 5

Enrollment by Residency 6

Enrollment by Semester Credit Hours 7

Enrollment by College 8

Enrollment by College and Level 9

Enrollment by Department 10

Enrollment by Department and Level 11

Enrollment by Department and Ethnicity 12

Enrollment by Department and Student Type 13

Enrollment by Department and Classification 14

Enrollment by State 15

In-State Enrollment by County of Origin 16

ENROLLMENT BY GENDER & LEVEL
Spring 2009

LEVEL	GENDER		
	Male	Female	**Grand Total**
Undergraduate	2,414	3,268	**5,682**
Graduate	522	1,341	**1,863**
Post Bacc	34	88	**122**
Doctorate	32	69	**101**
Grand Total	**3,002**	**4,766**	**7,768**

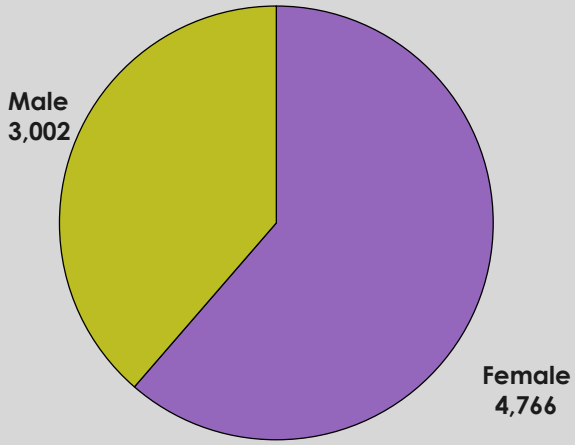

ENROLLMENT BY CLASSIFICATION
Spring 2009

CLASSIFICATION	GENDER		
	Male	Female	**Grand Total**
Freshman	644	865	**1,509**
Sophomore	566	781	**1,347**
Junior	464	714	**1,178**
Senior	740	908	**1,648**
Post-Bacc	34	88	**122**
Masters	522	1,341	**1,863**
Doctoral	32	69	**101**
Grand Total	**3,002**	**4,766**	**7,768**

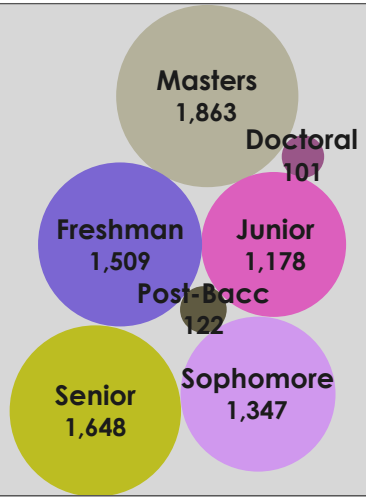

ENROLLMENT BY TIME STATUS
Spring 2009

LEVEL	TIME STATUS		
	Full Time	Part Time	**Grand Total**
Undergraduate	5,072	610	**5,682**
Post Bacc	2	120	**122**
Graduate	502	1,361	**1,863**
Doctorate	38	63	**101**
Grand Total	**5,614**	**2,154**	**7,768**

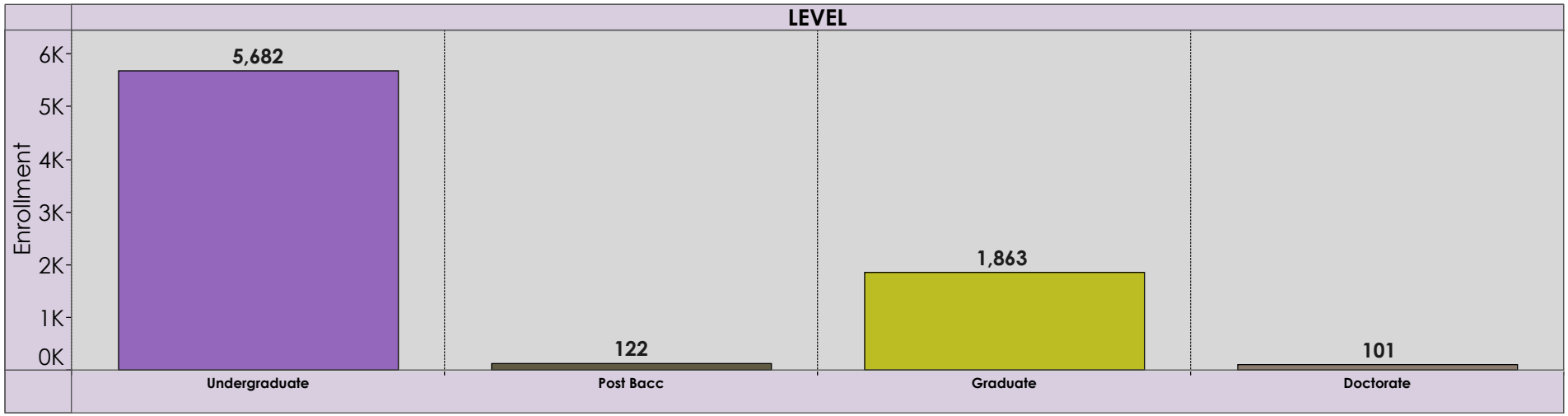

Full-Time Definition: UG=12+ SCH; MS=9+ SCH; DR=6+ SCH

ENROLLMENT BY STUDENT TYPE
Spring 2009

Student Type	GENDER		
	Male	Female	**Grand Total**
First-Time	134	244	**378**
Continuing	2,789	4,399	**7,188**
Transfer	79	123	**202**
Grand Total	**3,002**	**4,766**	**7,768**

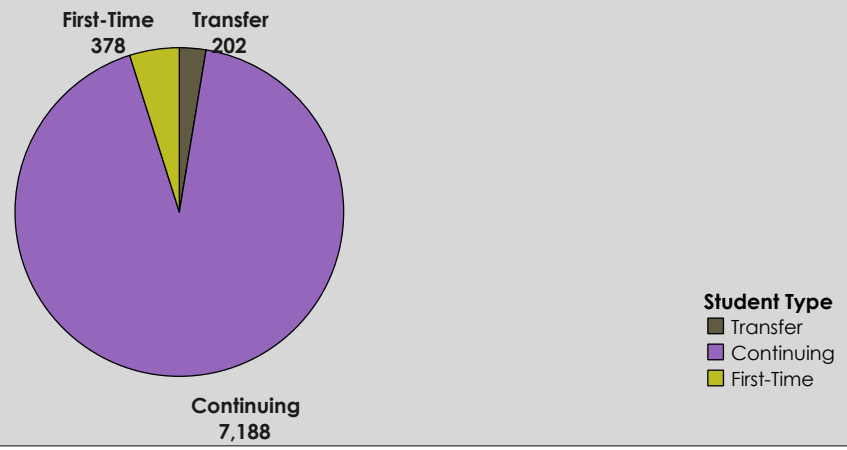

ENROLLMENT BY ETHNICITY
Spring 2009

ETHNICITY	GENDER		
	Male	Female	**Grand Total**
African American	2,586	4,102	**6,688**
Am Indian/Alaskan	4	8	**12**
Asian	68	94	**162**
Hispanic	106	215	**321**
International	77	65	**142**
Race Unknown	27	69	**96**
White	134	213	**347**
Grand Total	**3,002**	**4,766**	**7,768**

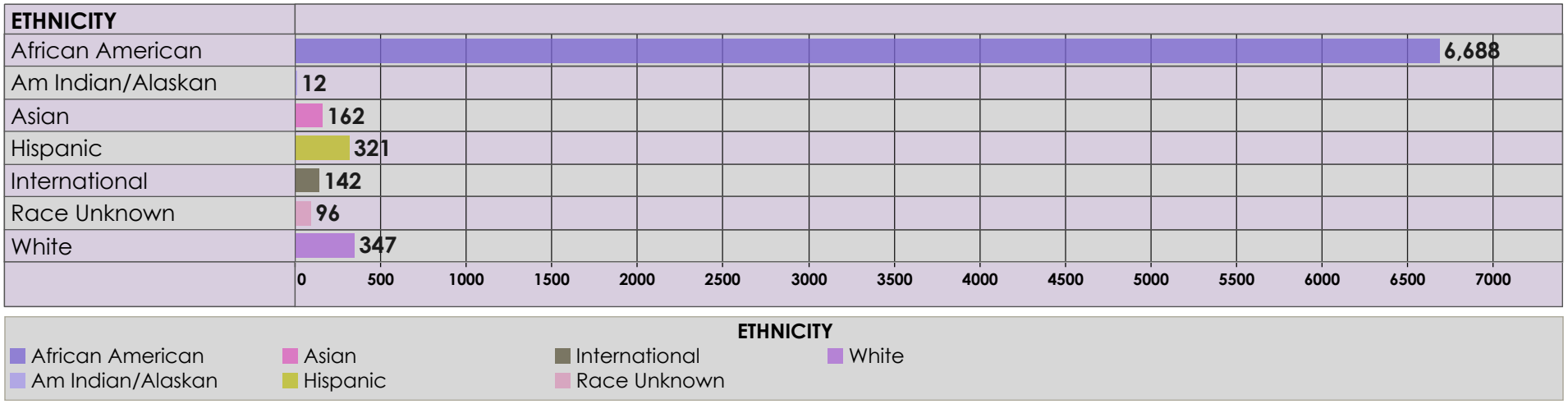

ENROLLMENT BY RESIDENCY
Spring 2009

Residency	GENDER		
	Male	Female	**Grand Total**
In-State	2,744	4,455	**7,199**
Out-Of-State	175	234	**409**
International	83	77	**160**
Grand Total	**3,002**	**4,766**	**7,768**

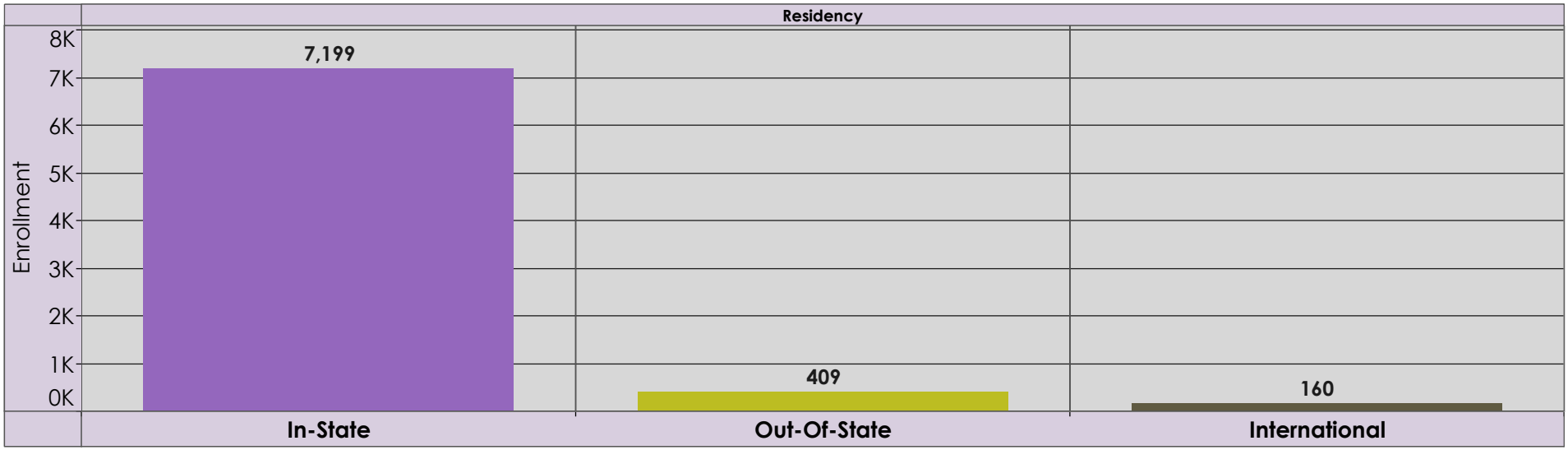

ENROLLMENT BY SEMESTER CREDIT HOURS
Spring 2009

COLLEGE	Enrollment	Semester Credit Hours
Ag and Hum Sci	317	4,025
Architecture	365	4,852
Arts and Science	1,161	16,010
Business	1,059	13,229
Education	2,070	17,545
Engineering	900	11,939
Juv Jus and Psyc	804	10,759
Nursing	1,092	12,911
Grand Total	**7,768**	**91,270**

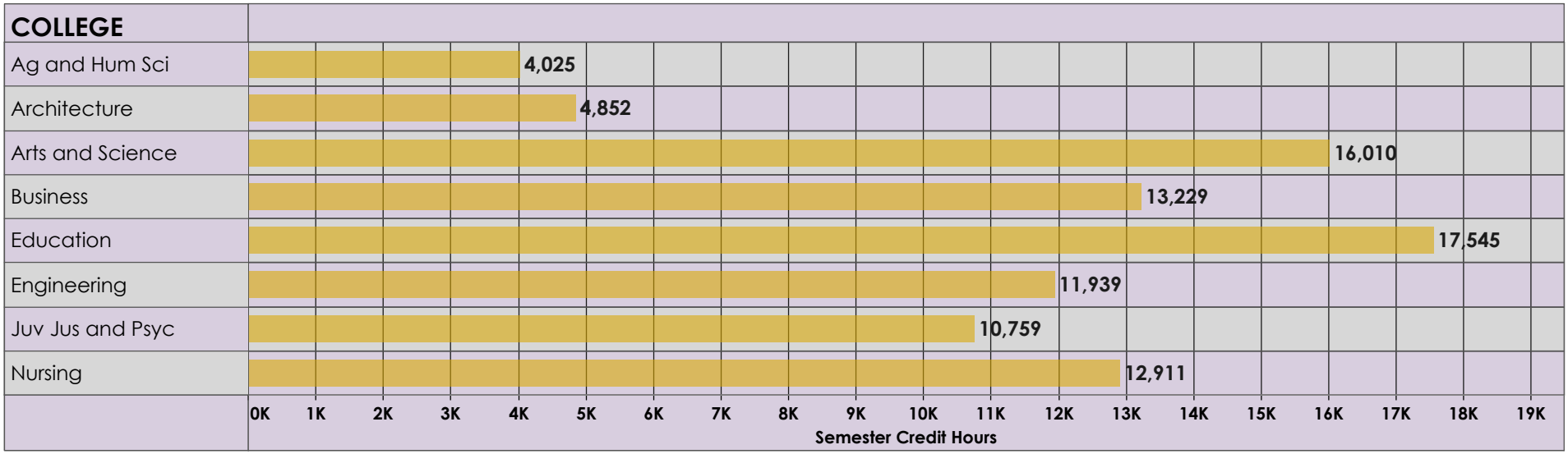

ENROLLMENT BY COLLEGE
Spring 2009

COLLEGE	TIME STATUS		
	Full Time	Part Time	**Grand Total**
Ag and Hum Sci	262	55	**317**
Architecture	316	49	**365**
Arts and Science	1,068	93	**1,161**
Business	866	193	**1,059**
Education	845	1,225	**2,070**
Engineering	791	109	**900**
Juv Jus and Psyc	719	85	**804**
Nursing	747	345	**1,092**
Grand Total	**5,614**	**2,154**	**7,768**

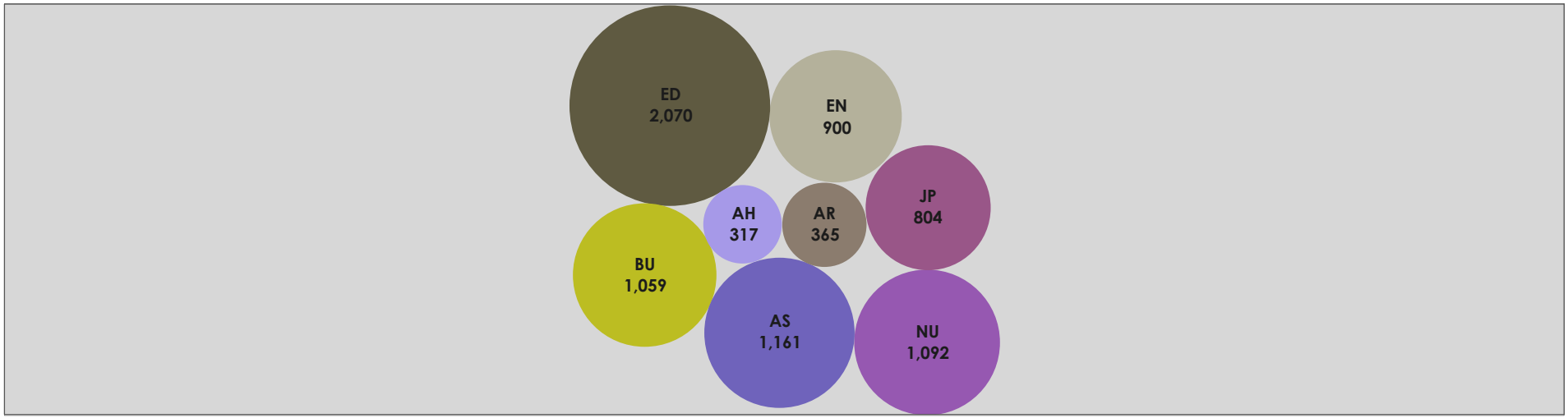

Full-Time Definition: UG=12+ SCH; MS=9+ SCH; DR=6+ SCH

ENROLLMENT BY COLLEGE & LEVEL
Spring 2009

COLLEGE	Level	TIME STATUS		
		Full Time	Part Time	**Grand Total**
Ag and Hum Sci	UG	226	6	**232**
	GR	36	49	**85**
Architecture	UG	268	20	**288**
	GR	48	29	**77**
Arts and Science	UG	1,059	62	**1,121**
	GR	9	31	**40**
Business	UG	818	55	**873**
	GR	48	138	**186**
Education	UG	565	85	**650**
	PB	2	114	**116**
	GR	268	984	**1,252**
	DR	10	42	**52**
Engineering	UG	732	79	**811**
	GR	47	28	**75**
	DR	12	2	**14**
Juv Jus and Psyc	UG	680	36	**716**
	GR	23	30	**53**
	DR	16	19	**35**
Nursing	UG	724	267	**991**
	PB		6	**6**
	GR	23	72	**95**
Grand Total		**5,614**	**2,154**	**7,768**

Full-Time Definition: UG=12+ SCH; MS=9+ SCH; DR=6+ SCH

ENROLLMENT BY DEPARTMENT
Spring 2009

COLLEGE	DEPT	TIME STATUS		
		Full Time	Part Time	**Grand Total**
Ag and Hum Sci	Ag Nutr and Hum Eco	262	55	**317**
Architecture	Architecture	316	49	**365**
Arts and Science	Biology	296	22	**318**
	Chemistry & Physics	47	8	**55**
	Lang and Comm	274	21	**295**
	Mathematics	28	5	**33**
	Music Theatre	179	8	**187**
	Soc Wk, Behav and Pol Sci	244	29	**273**
Business	Acctg, Fin and MISY	376	47	**423**
	Business Admin	33	119	**152**
	Mgmt and Marketing	457	27	**484**
Education	Curriculum and Instri	338	178	**516**
	Ed Leadership and CNSL	250	1,010	**1,260**
	Health and Hum Perf	257	37	**294**
Engineering	Chemical Engr	110	4	**114**
	Civil and Envir Engr	72	6	**78**
	Computer Sci	91	15	**106**
	Elec and Computer Engr	243	33	**276**
	Engr Technology	110	8	**118**
	Mechanical Engr	165	43	**208**
Juv Jus and Psyc	Justice Studies	415	53	**468**
	Psychology	304	32	**336**
Nursing	Nursing	747	345	**1,092**
	Grand Total	**5,614**	**2,154**	**7,768**

Full-Time Definition: UG=12+ SCH; MS=9+ SCH; DR=6+ SCH

ENROLLMENT BY DEPARTMENT & LEVEL
Spring 2009

COLLEGE	DEPT	LEVEL				
		Undergraduate	Post Bacc	Graduate	Doctorate	**Grand Total**
Ag and Hum Sci	Ag Nutr and Hum Eco	232		85		**317**
Architecture	Architecture	288		77		**365**
Arts and Science	Biology	308		10		**318**
	Chemistry & Physics	50		5		**55**
	Lang and Comm	285		10		**295**
	Mathematics	29		4		**33**
	Music Theatre	187				**187**
	Soc Wk, Behav and Pol Sci	262		11		**273**
Business	Acctg, Fin and MISY	389		34		**423**
	Business Admin			152		**152**
	Mgmt and Marketing	484				**484**
Education	Curriculum and Instri	366	32	118		**516**
	Ed Leadership and CNSL		84	1,124	52	**1,260**
	Health and Hum Perf	284		10		**294**
Engineering	Chemical Engr	114				**114**
	Civil and Envir Engr	78				**78**
	Computer Sci	74		32		**106**
	Elec and Computer Engr	251		11	14	**276**
	Engr Technology	118				**118**
	Mechanical Engr	176		32		**208**
Juv Jus and Psyc	Justice Studies	420		27	21	**468**
	Psychology	296		26	14	**336**
Nursing	Nursing	991	6	95		**1,092**
	Grand Total	**5,682**	**122**	**1,863**	**101**	**7,768**

ENROLLMENT BY DEPARTMENT & ETHNICITY
Spring 2009

COLLEGE	DEPT	ETHNICITY							
		African American	Am Indian/Alaskan	Asian	Hispanic	International	Race Unknown	White	Grand Total
Ag and Hum Sci	Ag Nutr and Hum Eco	272		4	8	12	3	18	**317**
Architecture	Architecture	297	1	1	36	8	5	17	**365**
Arts and Science	Biology	285		8	10	5	4	6	**318**
	Chemistry & Physics	45	1	1	3	2	1	2	**55**
	Lang and Comm	279	1		9		2	4	**295**
	Mathematics	24			1	2	1	5	**33**
	Music Theatre	169		1	7		3	7	**187**
	Soc Wk, Behav and Pol Sci	255		3	4	3		8	**273**
Business	Acctg, Fin and MISY	377	1	6	9	17	5	8	**423**
	Business Admin	124		5	6	7	4	6	**152**
	Mgmt and Marketing	452	2	2	14		5	9	**484**
Education	Curriculum and Instri	464		1	25	5	5	16	**516**
	Ed Leadership and CNSL	1,061	2	3	45	6	19	124	**1,260**
	Health and Hum Perf	274			8		3	9	**294**
Engineering	Chemical Engr	100		4	5	2	2	1	**114**
	Civil and Envir Engr	67		2	3	1	1	4	**78**
	Computer Sci	76		2	5	17	2	4	**106**
	Elec and Computer Engr	225		11	9	21	2	8	**276**
	Engr Technology	108		1	4		3	2	**118**
	Mechanical Engr	162	1	5	10	13	3	14	**208**
Juv Jus and Psyc	Justice Studies	418		4	16	5	4	21	**468**
	Psychology	321	1	4	5	1		4	**336**
Nursing	Nursing	833	2	94	79	15	19	50	**1,092**
	Grand Total	**6,688**	**12**	**162**	**321**	**142**	**96**	**347**	**7,768**

ENROLLMENT BY DEPARTMENT & STUDENT TYPE
Spring 2009

COLLEGE	DEPT	Student Type			
		First-Time	Continuing	Transfer	Grand Total
Ag and Hum Sci	Ag Nutr and Hum Eco	13	300	4	**317**
Architecture	Architecture	15	344	6	**365**
Arts and Science	Biology	5	307	6	**318**
	Chemistry & Physics	1	54		**55**
	Lang and Comm	4	287	4	**295**
	Mathematics	1	32		**33**
	Music Theatre	8	175	4	**187**
	Soc Wk, Behav and Pol Sci	4	264	5	**273**
Business	Acctg, Fin and MISY	19	395	9	**423**
	Business Admin	33	118	1	**152**
	Mgmt and Marketing	13	459	12	**484**
Education	Curriculum and Instri	17	489	10	**516**
	Ed Leadership and CNSL	145	1,105	10	**1,260**
	Health and Hum Perf	5	285	4	**294**
Engineering	Chemical Engr	1	107	6	**114**
	Civil and Envir Engr	1	74	3	**78**
	Computer Sci	8	96	2	**106**
	Elec and Computer Engr	5	270	1	**276**
	Engr Technology	2	115	1	**118**
	Mechanical Engr	11	189	8	**208**
Juv Jus and Psyc	Justice Studies	19	442	7	**468**
	Psychology	13	322	1	**336**
Nursing	Nursing	35	959	98	**1,092**
	Grand Total	**378**	**7,188**	**202**	**7,768**

ENROLLMENT BY DEPARTMENT & CLASSIFICATION
Spring 2009

		CLASSIFICATION							
COLLEGE	**DEPT**	**Freshman**	**Sophomore**	**Junior**	**Senior**	**Post-Bacc**	**Masters**	**Doctoral**	**Grand Total**
Ag and Hum Sci	Ag Nutr and Hum Eco	47	69	55	61		85		**317**
Architecture	Architecture	66	74	65	83		77		**365**
Arts and Science	Biology	83	72	53	100		10		**318**
	Chemistry & Physics	13	12	11	14		5		**55**
	Lang and Comm	70	77	59	79		10		**295**
	Mathematics	5	6	8	10		4		**33**
	Music Theatre	80	43	34	30				**187**
	Soc Wk, Behav and Pol Sci	43	70	70	79		11		**273**
Business	Acctg, Fin and MISY	101	101	83	104		34		**423**
	Business Admin						152		**152**
	Mgmt and Marketing	148	112	106	118				**484**
Education	Curriculum and Instri	81	81	74	130	32	118		**516**
	Ed Leadership and CNSL					84	1,124	52	**1,260**
	Health and Hum Perf	74	52	54	104		10		**294**
Engineering	Chemical Engr	24	33	21	36				**114**
	Civil and Envir Engr	22	15	9	32				**78**
	Computer Sci	20	21	10	23		32		**106**
	Elec and Computer Engr	53	50	37	111		11	14	**276**
	Engr Technology	31	23	21	43				**118**
	Mechanical Engr	39	38	35	64		32		**208**
Juv Jus and Psyc	Justice Studies	106	124	106	84		27	21	**468**
	Psychology	89	65	76	66		26	14	**336**
Nursing	Nursing	314	209	191	277	6	95		**1,092**
Grand Total		**1,509**	**1,347**	**1,178**	**1,648**	**122**	**1,863**	**101**	**7,768**

ENROLLMENT BY STATE
Spring 2009

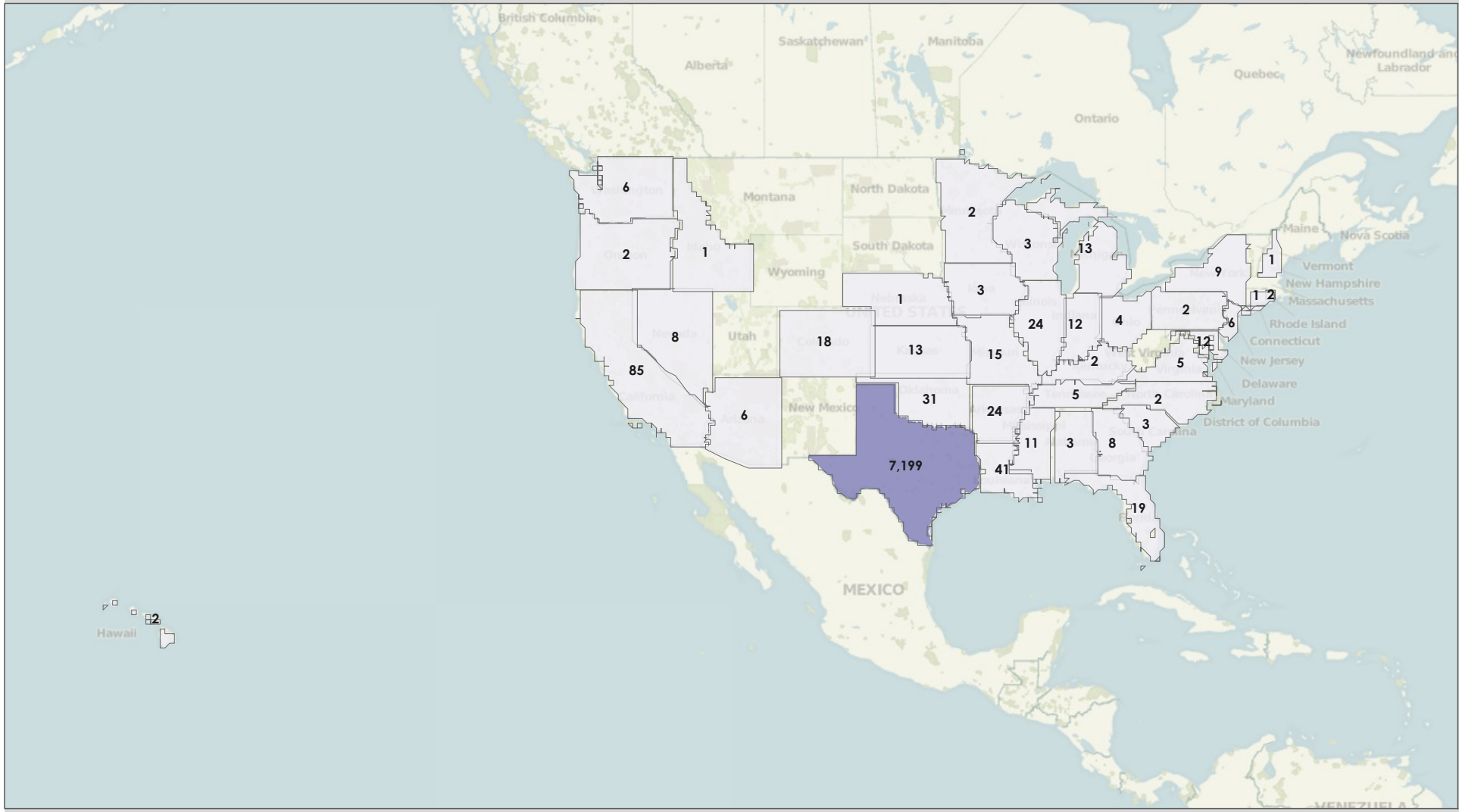

IN-STATE ENROLLMENT BY COUNTY OF ORGIN
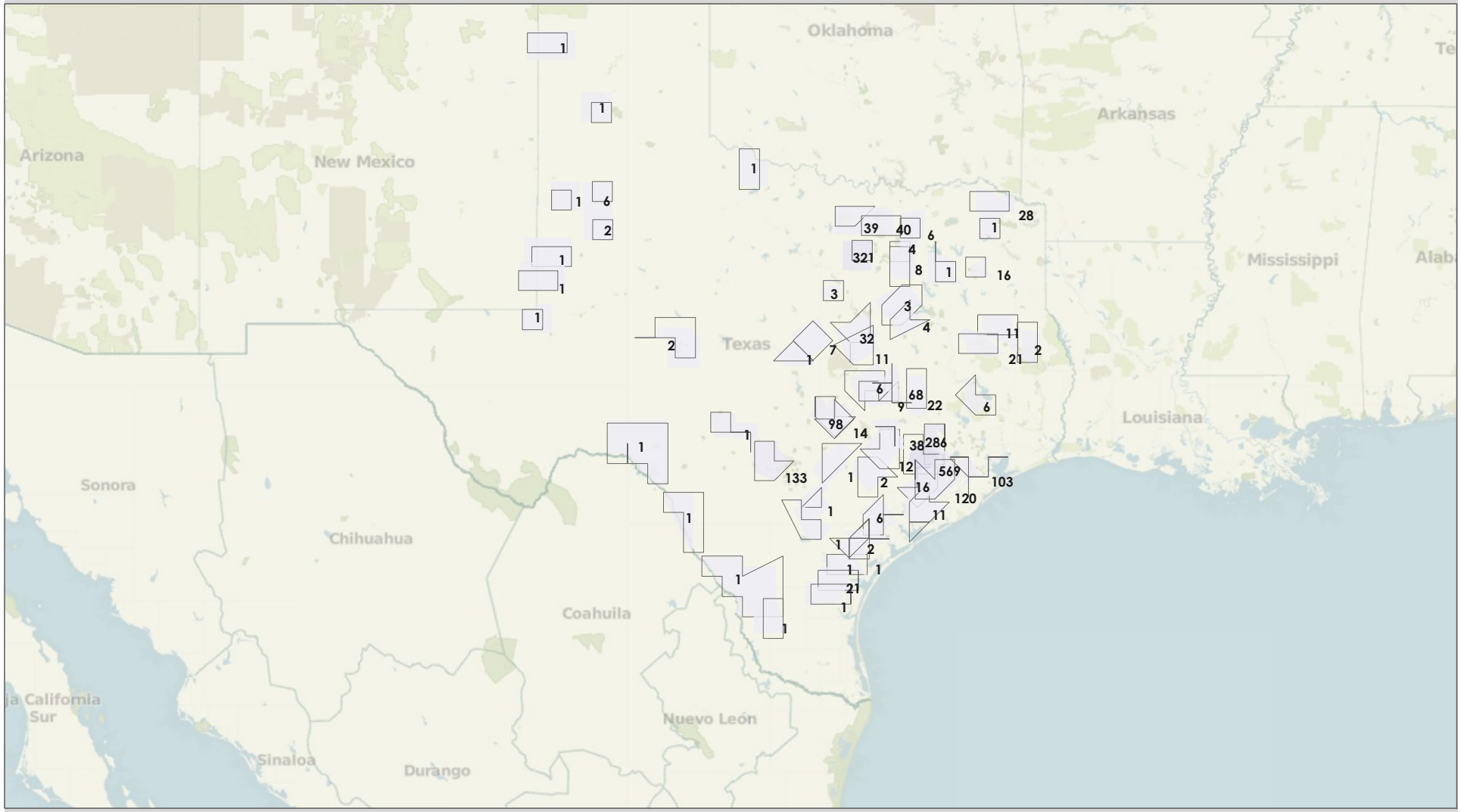
Spring 2009