

**PRAIRIE VIEW A&M UNIVERSITY**  
**ENROLLMENT SNAPSHOTS**



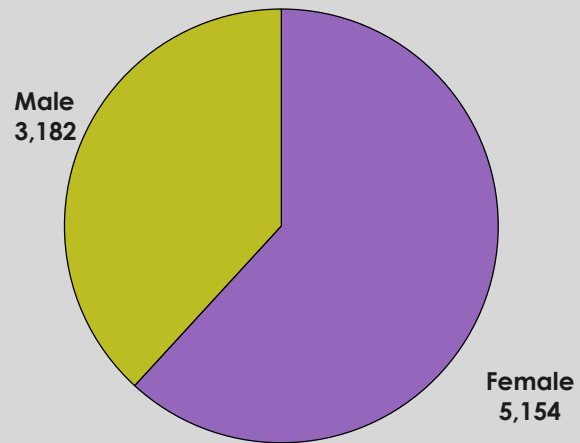
Fall 2012

# TABLE OF CONTENTS

|   |    |
|---|----|
| Enrollment by Gender and Level .....              | 1  |
| Enrollment by Classification .....                | 2  |
| Enrollment by Ethnicity .....                     | 3  |
| Enrollment by Time Status .....                   | 4  |
| Enrollment by Student Type .....                  | 5  |
| Enrollment by Residency .....                     | 6  |
| Enrollment by Semester Credit Hours .....         | 7  |
| Enrollment by College .....                       | 8  |
| Enrollment by College and Level .....             | 9  |
| Enrollment by Department .....                    | 10 |
| Enrollment by Department and Level .....          | 11 |
| Enrollment by Department and Ethnicity .....      | 12 |
| Enrollment by Department and Student Type .....   | 13 |
| Enrollment by Department and Classification ..... | 14 |
| Enrollment by State .....                         | 15 |
| In-State Enrollment by County of Origin .....     | 16 |

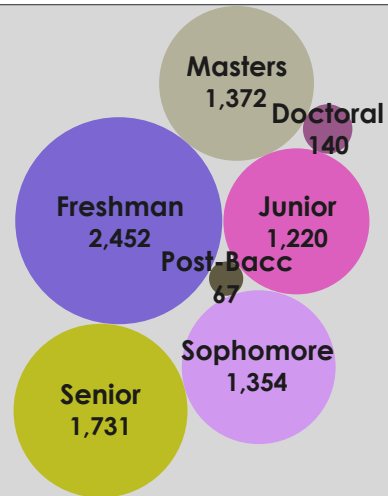
## ENROLLMENT BY GENDER & LEVEL Fall 2012

| LEVEL              | GENDER       |              |              |
|--------------------|--------------|--------------|--------------|
|                    | Male         | Female       | Grand Total  |
| Undergraduate      | 2,741        | 4,016        | 6,757        |
| Graduate           | 377          | 995          | 1,372        |
| Post Bacc          | 9            | 58           | 67           |
| Doctorate          | 55           | 85           | 140          |
| <b>Grand Total</b> | <b>3,182</b> | <b>5,154</b> | <b>8,336</b> |



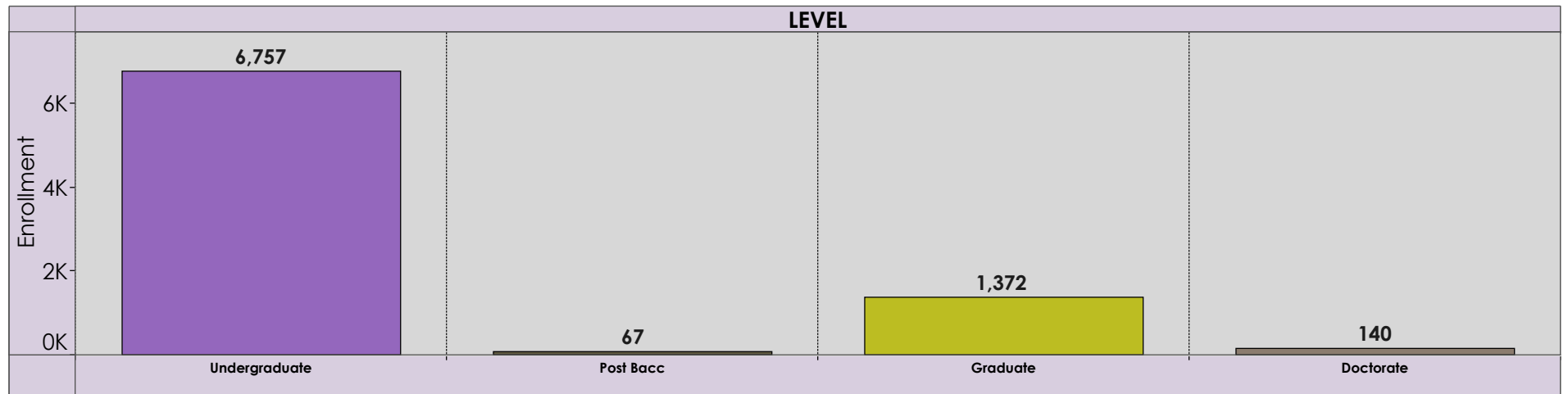
## ENROLLMENT BY CLASSIFICATION Fall 2012

| CLASSIFICATION     | GENDER       |              |              |
|--------------------|--------------|--------------|--------------|
|                    | Male         | Female       | Grand Total  |
| Freshman           | 982          | 1,470        | <b>2,452</b> |
| Sophomore          | 504          | 850          | <b>1,354</b> |
| Junior             | 487          | 733          | <b>1,220</b> |
| Senior             | 768          | 963          | <b>1,731</b> |
| Post-Bacc          | 9            | 58           | <b>67</b>    |
| Masters            | 377          | 995          | <b>1,372</b> |
| Doctoral           | 55           | 85           | <b>140</b>   |
| <b>Grand Total</b> | <b>3,182</b> | <b>5,154</b> | <b>8,336</b> |



## ENROLLMENT BY TIME STATUS Fall 2012

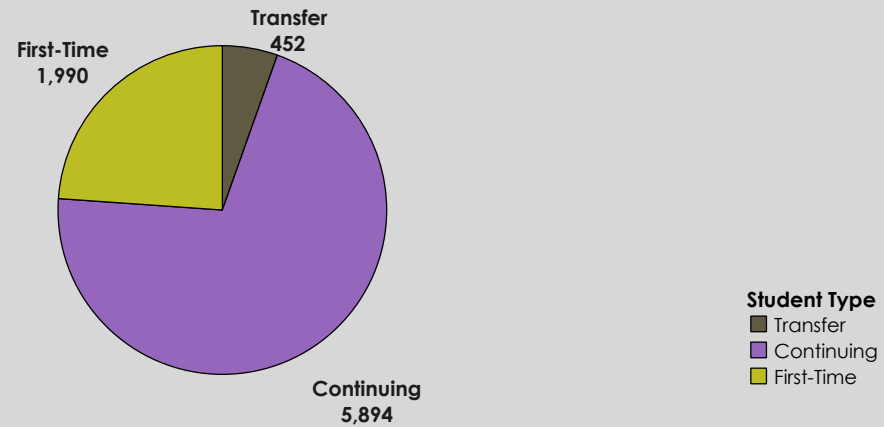
| LEVEL              | TIME STATUS  |              |              |
|--------------------|--------------|--------------|--------------|
|                    | Full Time    | Part Time    | Grand Total  |
| Undergraduate      | 6,281        | 476          | <b>6,757</b> |
| Post Bacc          | 2            | 65           | <b>67</b>    |
| Graduate           | 453          | 919          | <b>1,372</b> |
| Doctorate          | 57           | 83           | <b>140</b>   |
| <b>Grand Total</b> | <b>6,793</b> | <b>1,543</b> | <b>8,336</b> |



Full-Time Definition: UG=12+ SCH; MS=9+ SCH; DR=6+ SCH

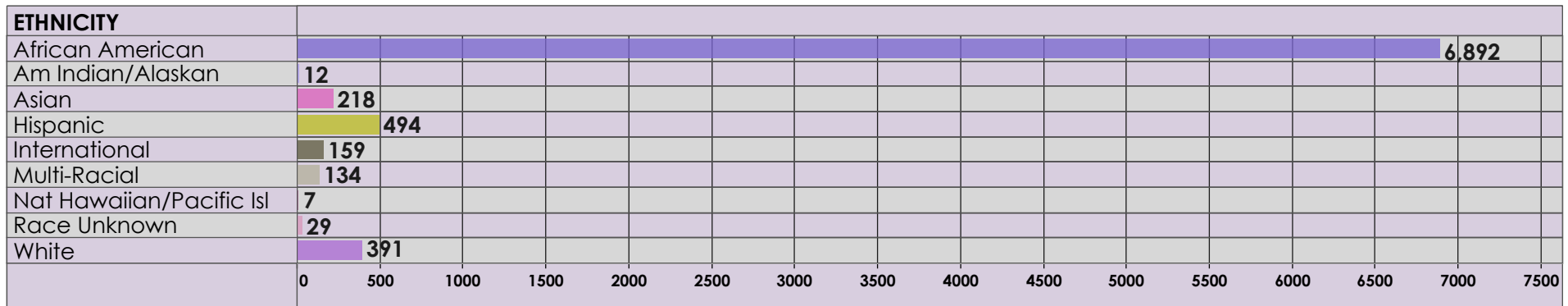
## ENROLLMENT BY STUDENT TYPE Fall 2012

| Student Type       | GENDER       |              |              |
|--------------------|--------------|--------------|--------------|
|                    | Male         | Female       | Grand Total  |
| First-Time         | 743          | 1,247        | 1,990        |
| Continuing         | 2,222        | 3,672        | 5,894        |
| Transfer           | 217          | 235          | 452          |
| <b>Grand Total</b> | <b>3,182</b> | <b>5,154</b> | <b>8,336</b> |




## ENROLLMENT BY ETHNICITY Fall 2012

| ETHNICITY                | GENDER       |              |              |
|--------------------------|--------------|--------------|--------------|
|                          | Male         | Female       | Grand Total  |
| African American         | 2,598        | 4,294        | 6,892        |
| Am Indian/Alaskan        | 6            | 6            | 12           |
| Asian                    | 107          | 111          | 218          |
| Hispanic                 | 166          | 328          | 494          |
| International            | 85           | 74           | 159          |
| Multi-Racial             | 43           | 91           | 134          |
| Nat Hawaiian/Pacific Isl | 2            | 5            | 7            |
| Race Unknown             | 9            | 20           | 29           |
| White                    | 166          | 225          | 391          |
| <b>Grand Total</b>       | <b>3,182</b> | <b>5,154</b> | <b>8,336</b> |



## ENROLLMENT BY RESIDENCY Fall 2012

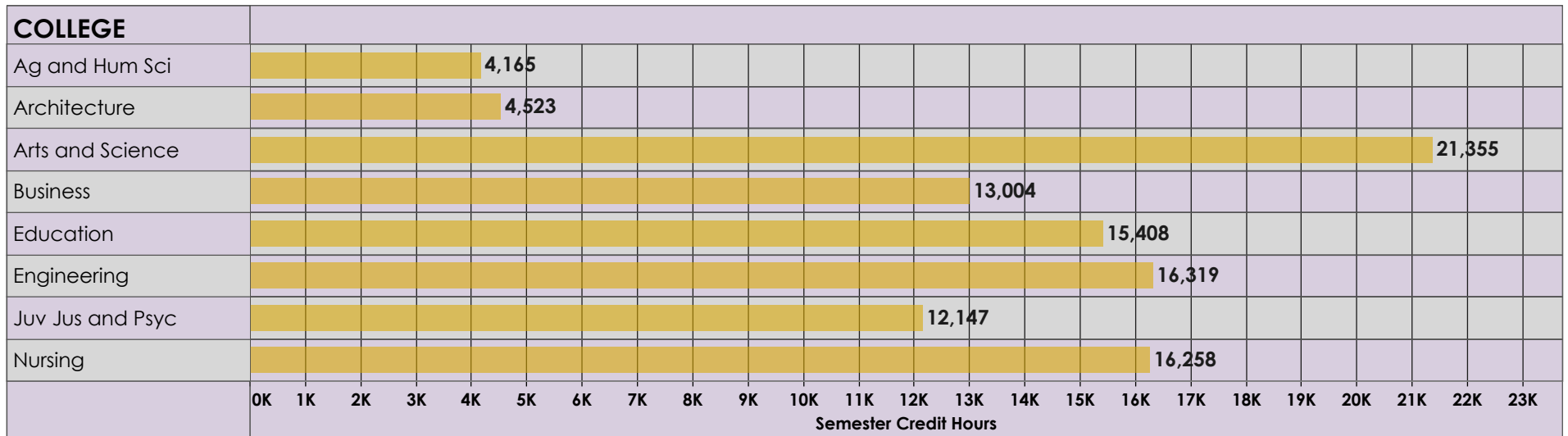
| Residency          | GENDER       |              |              |
|--------------------|--------------|--------------|--------------|
|                    | Male         | Female       | Grand Total  |
| In-State           | 2,874        | 4,686        | 7,560        |
| Out-Of-State       | 215          | 381          | 596          |
| International      | 93           | 87           | 180          |
| <b>Grand Total</b> | <b>3,182</b> | <b>5,154</b> | <b>8,336</b> |





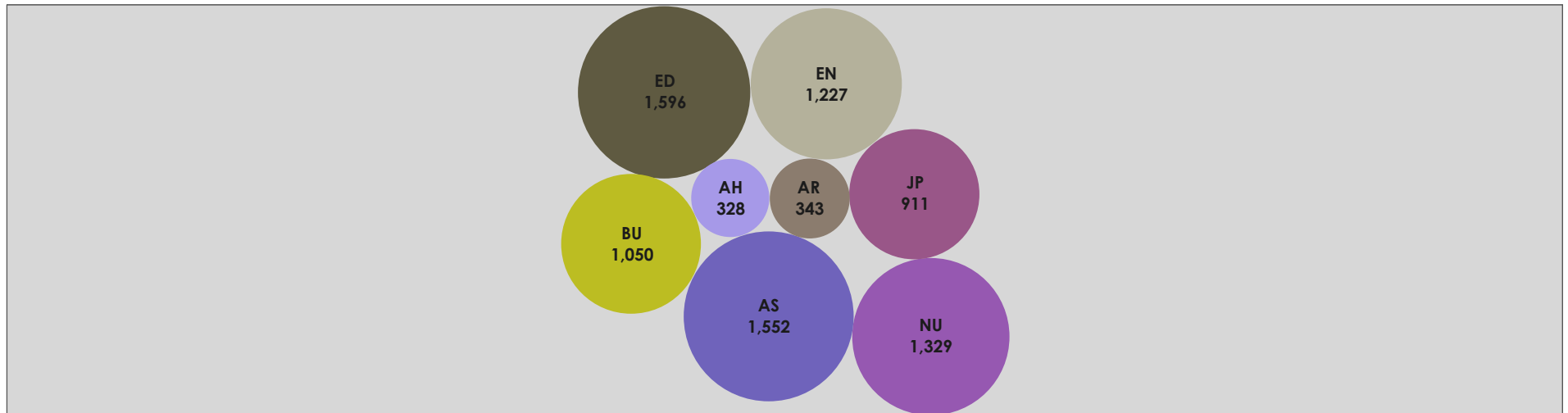
## ENROLLMENT BY SEMESTER CREDIT HOURS Fall 2012

| COLLEGE            | Enrollment   | Semester Credit Hours |
|--------------------|--------------|-----------------------|
| Ag and Hum Sci     | 328          | 4,165                 |
| Architecture       | 343          | 4,523                 |
| Arts and Science   | 1,552        | 21,355                |
| Business           | 1,050        | 13,004                |
| Education          | 1,596        | 15,408                |
| Engineering        | 1,227        | 16,319                |
| Juv Jus and Psyc   | 911          | 12,147                |
| Nursing            | 1,329        | 16,258                |
| <b>Grand Total</b> | <b>8,336</b> | <b>103,179</b>        |



## ENROLLMENT BY COLLEGE Fall 2012

| COLLEGE            | TIME STATUS  |              |              |
|--------------------|--------------|--------------|--------------|
|                    | Full Time    | Part Time    | Grand Total  |
| Ag and Hum Sci     | 287          | 41           | 328          |
| Architecture       | 298          | 45           | 343          |
| Arts and Science   | 1,461        | 91           | 1,552        |
| Business           | 842          | 208          | 1,050        |
| Education          | 903          | 693          | 1,596        |
| Engineering        | 1,091        | 136          | 1,227        |
| Juv Jus and Psyc   | 856          | 55           | 911          |
| Nursing            | 1,055        | 274          | 1,329        |
| <b>Grand Total</b> | <b>6,793</b> | <b>1,543</b> | <b>8,336</b> |



Full-Time Definition: UG=12+ SCH; MS=9+ SCH; DR=6+ SCH

## ENROLLMENT BY COLLEGE & LEVEL

### Fall 2012

| COLLEGE            | Level | TIME STATUS  |              |              |
|--------------------|-------|--------------|--------------|--------------|
|                    |       | Full Time    | Part Time    | Grand Total  |
| Ag and Hum Sci     | UG    | 247          | 7            | <b>254</b>   |
|                    | GR    | 40           | 34           | <b>74</b>    |
| Architecture       | UG    | 268          | 15           | <b>283</b>   |
|                    | GR    | 30           | 30           | <b>60</b>    |
| Arts and Science   | UG    | 1,433        | 72           | <b>1,505</b> |
|                    | GR    | 28           | 19           | <b>47</b>    |
| Business           | UG    | 798          | 51           | <b>849</b>   |
|                    | GR    | 44           | 157          | <b>201</b>   |
| Education          | UG    | 687          | 54           | <b>741</b>   |
|                    | PB    | 2            | 62           | <b>64</b>    |
|                    | GR    | 186          | 503          | <b>689</b>   |
|                    | DR    | 28           | 74           | <b>102</b>   |
| Engineering        | UG    | 1,003        | 99           | <b>1,102</b> |
|                    | GR    | 74           | 33           | <b>107</b>   |
|                    | DR    | 14           | 4            | <b>18</b>    |
| Juv Jus and Psyc   | UG    | 819          | 36           | <b>855</b>   |
|                    | GR    | 22           | 14           | <b>36</b>    |
|                    | DR    | 15           | 5            | <b>20</b>    |
| Nursing            | UG    | 1,026        | 142          | <b>1,168</b> |
|                    | PB    |              | 3            | <b>3</b>     |
|                    | GR    | 29           | 129          | <b>158</b>   |
| <b>Grand Total</b> |       | <b>6,793</b> | <b>1,543</b> | <b>8,336</b> |

Full-Time Definition: UG=12+ SCH; MS=9+ SCH; DR=6+ SCH

## ENROLLMENT BY DEPARTMENT

### Fall 2012

| COLLEGE            | DEPT                      | TIME STATUS  |              |              |
|--------------------|---------------------------|--------------|--------------|--------------|
|                    |                           | Full Time    | Part Time    | Grand Total  |
| Ag and Hum Sci     | Ag Nutr and Hum Eco       | 287          | 41           | 328          |
| Architecture       | Architecture              | 298          | 45           | 343          |
| Arts and Science   | Biology                   | 465          | 21           | 486          |
|                    | Chemistry & Physics       | 65           | 3            | 68           |
|                    | Lang and Comm             | 286          | 24           | 310          |
|                    | Mathematics               | 37           | 4            | 41           |
|                    | Music Theatre             | 296          | 12           | 308          |
|                    | Soc Wk, Behav and Pol Sci | 312          | 27           | 339          |
| Business           | Acctg, Fin and MISY       | 296          | 57           | 353          |
|                    | Business Admin            | 34           | 129          | 163          |
|                    | Mgmt and Marketing        | 512          | 22           | 534          |
| Education          | Curriculum and Instr      | 316          | 88           | 404          |
|                    | Ed Leadership and CNSL    | 188          | 577          | 765          |
|                    | Health and Hum Perf       | 399          | 28           | 427          |
| Engineering        | Chemical Engr             | 196          | 26           | 222          |
|                    | Civil and Envir Engr      | 116          | 7            | 123          |
|                    | Computer Sci              | 111          | 15           | 126          |
|                    | Elec and Computer Engr    | 274          | 35           | 309          |
|                    | Engr Technology           | 96           | 11           | 107          |
|                    | Mechanical Engr           | 298          | 42           | 340          |
| Juv Jus and Psyc   | Justice Studies           | 511          | 36           | 547          |
|                    | Psychology                | 345          | 19           | 364          |
| Nursing            | Nursing                   | 1,055        | 274          | 1,329        |
| <b>Grand Total</b> |                           | <b>6,793</b> | <b>1,543</b> | <b>8,336</b> |

Full-Time Definition: UG=12+ SCH; MS=9+ SCH; DR=6+ SCH

## ENROLLMENT BY DEPARTMENT & LEVEL

### Fall 2012

| COLLEGE            | DEPT                      | LEVEL         |           |              |            |              |
|--------------------|---------------------------|---------------|-----------|--------------|------------|--------------|
|                    |                           | Undergraduate | Post Bacc | Graduate     | Doctorate  | Grand Total  |
| Ag and Hum Sci     | Ag Nutr and Hum Eco       | 254           |           | 74           |            | <b>328</b>   |
| Architecture       | Architecture              | 283           |           | 60           |            | <b>343</b>   |
| Arts and Science   | Biology                   | 478           |           | 8            |            | <b>486</b>   |
|                    | Chemistry & Physics       | 62            |           | 6            |            | <b>68</b>    |
|                    | Lang and Comm             | 301           |           | 9            |            | <b>310</b>   |
|                    | Mathematics               | 32            |           | 9            |            | <b>41</b>    |
|                    | Music Theatre             | 308           |           |              |            | <b>308</b>   |
|                    | Soc Wk, Behav and Pol Sci | 324           |           | 15           |            | <b>339</b>   |
| Business           | Acctg, Fin and MISY       | 315           |           | 38           |            | <b>353</b>   |
|                    | Business Admin            |               |           | 163          |            | <b>163</b>   |
|                    | Mgmt and Marketing        | 534           |           |              |            | <b>534</b>   |
| Education          | Curriculum and Instri     | 342           | 7         | 55           |            | <b>404</b>   |
|                    | Ed Leadership and CNSL    |               | 57        | 606          | 102        | <b>765</b>   |
|                    | Health and Hum Perf       | 399           |           | 28           |            | <b>427</b>   |
| Engineering        | Chemical Engr             | 222           |           |              |            | <b>222</b>   |
|                    | Civil and Envir Engr      | 123           |           |              |            | <b>123</b>   |
|                    | Computer Sci              | 93            |           | 33           |            | <b>126</b>   |
|                    | Elec and Computer Engr    | 268           |           | 23           | 18         | <b>309</b>   |
|                    | Engr Technology           | 107           |           |              |            | <b>107</b>   |
|                    | Mechanical Engr           | 289           |           | 51           |            | <b>340</b>   |
| Juv Jus and Psyc   | Justice Studies           | 512           |           | 17           | 18         | <b>547</b>   |
|                    | Psychology                | 343           |           | 19           | 2          | <b>364</b>   |
| Nursing            | Nursing                   | 1,168         | 3         | 158          |            | <b>1,329</b> |
| <b>Grand Total</b> |                           | <b>6,757</b>  | <b>67</b> | <b>1,372</b> | <b>140</b> | <b>8,336</b> |

## ENROLLMENT BY DEPARTMENT & ETHNICITY

### Fall 2012

| COLLEGE            | DEPT                      | ETHNICITY        |                       |            |            |               |              |                                 |                 |            | Grand Total  |
|--------------------|---------------------------|------------------|-----------------------|------------|------------|---------------|--------------|---------------------------------|-----------------|------------|--------------|
|                    |                           | African American | Am Indian/<br>Alaskan | Asian      | Hispanic   | International | Multi-Racial | Nat<br>Hawaiian/<br>Pacific Isl | Race<br>Unknown | White      |              |
| Ag and Hum Sci     | Ag Nutr and Hum Eco       | 263              |                       | 4          | 22         | 10            | 10           |                                 | 3               | 16         | <b>328</b>   |
| Architecture       | Architecture              | 260              |                       | 2          | 43         | 9             | 5            |                                 |                 | 24         | <b>343</b>   |
| Arts and Science   | Biology                   | 412              | 1                     | 8          | 31         | 6             | 5            |                                 | 2               | 21         | <b>486</b>   |
|                    | Chemistry & Physics       | 49               |                       | 7          | 8          | 2             | 1            |                                 |                 | 1          | <b>68</b>    |
|                    | Lang and Comm             | 273              |                       |            | 19         | 2             | 8            | 1                               |                 | 7          | <b>310</b>   |
|                    | Mathematics               | 30               |                       |            | 3          | 5             |              |                                 |                 | 3          | <b>41</b>    |
|                    | Music Theatre             | 289              |                       |            | 11         |               | 5            |                                 |                 | 3          | <b>308</b>   |
|                    | Soc Wk, Behav and Pol Sci | 306              |                       | 1          | 16         |               | 4            |                                 |                 | 12         | <b>339</b>   |
| Business           | Acctg, Fin and MISY       | 302              |                       | 13         | 17         | 7             | 2            |                                 | 1               | 11         | <b>353</b>   |
|                    | Business Admin            | 129              |                       | 9          | 4          | 8             | 2            |                                 | 1               | 10         | <b>163</b>   |
|                    | Mgmt and Marketing        | 472              | 3                     |            | 26         | 2             | 15           |                                 | 2               | 14         | <b>534</b>   |
| Education          | Curriculum and Instri     | 349              |                       | 1          | 21         | 2             | 4            | 1                               | 3               | 23         | <b>404</b>   |
|                    | Ed Leadership and CNSL    | 660              | 1                     | 7          | 38         | 6             | 4            |                                 | 4               | 45         | <b>765</b>   |
|                    | Health and Hum Perf       | 373              | 1                     |            | 21         | 2             | 9            |                                 |                 | 21         | <b>427</b>   |
| Engineering        | Chemical Engr             | 149              | 1                     | 28         | 14         | 10            | 4            |                                 |                 | 16         | <b>222</b>   |
|                    | Civil and Envir Engr      | 106              |                       | 5          | 2          | 3             |              |                                 | 2               | 5          | <b>123</b>   |
|                    | Computer Sci              | 96               | 1                     | 5          | 2          | 10            | 1            |                                 | 1               | 10         | <b>126</b>   |
|                    | Elec and Computer Engr    | 234              |                       | 13         | 13         | 26            | 4            |                                 |                 | 19         | <b>309</b>   |
|                    | Engr Technology           | 100              |                       |            | 4          | 1             | 1            |                                 | 1               |            | <b>107</b>   |
|                    | Mechanical Engr           | 232              | 1                     | 22         | 19         | 21            | 6            | 2                               | 1               | 36         | <b>340</b>   |
| Juv Jus and Psyc   | Justice Studies           | 480              | 1                     | 1          | 35         | 5             | 13           | 1                               | 2               | 9          | <b>547</b>   |
|                    | Psychology                | 328              |                       |            | 18         | 3             | 9            |                                 |                 | 6          | <b>364</b>   |
| Nursing            | Nursing                   | 1,000            | 2                     | 92         | 107        | 19            | 22           | 2                               | 6               | 79         | <b>1,329</b> |
| <b>Grand Total</b> |                           | <b>6,892</b>     | <b>12</b>             | <b>218</b> | <b>494</b> | <b>159</b>    | <b>134</b>   | <b>7</b>                        | <b>29</b>       | <b>391</b> | <b>8,336</b> |

**ENROLLMENT BY DEPARTMENT & STUDENT TYPE**  
**Fall 2012**

| COLLEGE            | DEPT                      | Student Type |              |            |              |
|--------------------|---------------------------|--------------|--------------|------------|--------------|
|                    |                           | First-Time   | Continuing   | Transfer   | Grand Total  |
| Ag and Hum Sci     | Ag Nutr and Hum Eco       | 74           | 247          | 7          | <b>328</b>   |
| Architecture       | Architecture              | 79           | 249          | 15         | <b>343</b>   |
| Arts and Science   | Biology                   | 124          | 338          | 24         | <b>486</b>   |
|                    | Chemistry & Physics       | 22           | 42           | 4          | <b>68</b>    |
|                    | Lang and Comm             | 61           | 231          | 18         | <b>310</b>   |
|                    | Mathematics               | 4            | 33           | 4          | <b>41</b>    |
|                    | Music Theatre             | 67           | 227          | 14         | <b>308</b>   |
|                    | Soc Wk, Behav and Pol Sci | 43           | 286          | 10         | <b>339</b>   |
| Business           | Acctg, Fin and MISY       | 65           | 269          | 19         | <b>353</b>   |
|                    | Business Admin            | 71           | 91           | 1          | <b>163</b>   |
|                    | Mgmt and Marketing        | 162          | 351          | 21         | <b>534</b>   |
| Education          | Curriculum and Instr      | 56           | 339          | 9          | <b>404</b>   |
|                    | Ed Leadership and CNSL    | 130          | 621          | 14         | <b>765</b>   |
|                    | Health and Hum Perf       | 97           | 310          | 20         | <b>427</b>   |
| Engineering        | Chemical Engr             | 19           | 169          | 34         | <b>222</b>   |
|                    | Civil and Envir Engr      | 35           | 76           | 12         | <b>123</b>   |
|                    | Computer Sci              | 34           | 85           | 7          | <b>126</b>   |
|                    | Elec and Computer Engr    | 59           | 222          | 28         | <b>309</b>   |
|                    | Engr Technology           | 34           | 69           | 4          | <b>107</b>   |
|                    | Mechanical Engr           | 86           | 219          | 35         | <b>340</b>   |
| Juv Jus and Psyc   | Justice Studies           | 129          | 393          | 25         | <b>547</b>   |
|                    | Psychology                | 85           | 263          | 16         | <b>364</b>   |
| Nursing            | Nursing                   | 454          | 764          | 111        | <b>1,329</b> |
| <b>Grand Total</b> |                           | <b>1,990</b> | <b>5,894</b> | <b>452</b> | <b>8,336</b> |

## ENROLLMENT BY DEPARTMENT & CLASSIFICATION

### Fall 2012

| COLLEGE            | DEPT                      | CLASSIFICATION |              |              |              |           |              |            | Grand Total  |
|--------------------|---------------------------|----------------|--------------|--------------|--------------|-----------|--------------|------------|--------------|
|                    |                           | Freshman       | Sophomore    | Junior       | Senior       | Post-Bacc | Masters      | Doctoral   |              |
| Ag and Hum Sci     | Ag Nutr and Hum Eco       | 80             | 49           | 60           | 65           |           | 74           |            | <b>328</b>   |
| Architecture       | Architecture              | 76             | 49           | 56           | 102          |           | 60           |            | <b>343</b>   |
| Arts and Science   | Biology                   | 180            | 105          | 85           | 108          |           | 8            |            | <b>486</b>   |
|                    | Chemistry & Physics       | 23             | 11           | 13           | 15           |           | 6            |            | <b>68</b>    |
|                    | Lang and Comm             | 110            | 65           | 53           | 73           |           | 9            |            | <b>310</b>   |
|                    | Mathematics               | 5              | 9            | 6            | 12           |           | 9            |            | <b>41</b>    |
|                    | Music Theatre             | 151            | 85           | 37           | 35           |           |              |            | <b>308</b>   |
|                    | Soc Wk, Behav and Pol Sci | 77             | 68           | 84           | 95           |           | 15           |            | <b>339</b>   |
| Business           | Acctg, Fin and MISY       | 89             | 68           | 72           | 86           |           | 38           |            | <b>353</b>   |
|                    | Business Admin            |                |              |              |              |           | 163          |            | <b>163</b>   |
|                    | Mgmt and Marketing        | 244            | 122          | 81           | 87           |           |              |            | <b>534</b>   |
| Education          | Curriculum and Instri     | 99             | 68           | 72           | 103          | 7         | 55           |            | <b>404</b>   |
|                    | Ed Leadership and CNSL    |                |              |              |              | 57        | 606          | 102        | <b>765</b>   |
|                    | Health and Hum Perf       | 126            | 82           | 78           | 113          |           | 28           |            | <b>427</b>   |
| Engineering        | Chemical Engr             | 36             | 42           | 47           | 97           |           |              |            | <b>222</b>   |
|                    | Civil and Envir Engr      | 51             | 18           | 21           | 33           |           |              |            | <b>123</b>   |
|                    | Computer Sci              | 35             | 18           | 13           | 27           |           | 33           |            | <b>126</b>   |
|                    | Elec and Computer Engr    | 82             | 59           | 45           | 82           |           | 23           | 18         | <b>309</b>   |
|                    | Engr Technology           | 53             | 15           | 11           | 28           |           |              |            | <b>107</b>   |
|                    | Mechanical Engr           | 93             | 54           | 45           | 97           |           | 51           |            | <b>340</b>   |
| Juv Jus and Psyc   | Justice Studies           | 193            | 130          | 102          | 87           |           | 17           | 18         | <b>547</b>   |
|                    | Psychology                | 126            | 65           | 62           | 90           |           | 19           | 2          | <b>364</b>   |
| Nursing            | Nursing                   | 523            | 172          | 177          | 296          | 3         | 158          |            | <b>1,329</b> |
| <b>Grand Total</b> |                           | <b>2,452</b>   | <b>1,354</b> | <b>1,220</b> | <b>1,731</b> | <b>67</b> | <b>1,372</b> | <b>140</b> | <b>8,336</b> |



# ENROLLMENT BY STATE

## Fall 2012

