

# **GRANT PROPOSAL DATA RESOURCES**

## **GRANT WRITING WORKSHOP**

**DR. RUBY STEVENS-MORGAN  
ASSOCIATE DIRECTOR**

**MAY 17, 2016**

**Office of Institutional Research and Effectiveness**

**PRAIRIE VIEW A&M UNIVERSITY**

# Overview

- IRE Staff
- IR Goals and Objectives
- Keeping You Informed
- Pre-Proposal IR Data Quiz
- Overview of Data Access
- Interactive Data Dashboards
- Planning for a Successful Proposal
- Future Directions for IR



# IRE Staff

- Dr. Dean Williamson, Director
- Dr. Ruby Stevens-Morgan, Associate Director
- Dr. Ming Mu Kuo, Research Analyst
- Mrs. Ginger Philips, Research Assistant
- Mr. James Howard, Programmer Analyst
- Mrs. Paula Williams, Data Technician



**No staff changes for a full  
year!**

# Goal and Objectives

## Goal

To provide faculty and staff with an overview of data sources available for grant proposals.

*Objectives are to gain knowledge of:*

- existing data sources
- options for specific data needs
- collecting/sharing college/department data
- making a request for data
- recent changes/updates in IR
- staffing changes in Colleges/Departments



# Keeping You Informed

- IR Webpage
- Multiple Distribution Lists
- Newsletters
- Share Drives
- IR Trainings  
(Upon request)

The screenshot shows the Institutional Research & Effectiveness website. At the top is a navigation bar with links: ABOUT US, PVAMU DATA, FACULTY WORKLOAD, FORMS, EXTERNAL RESOURCES, and HELP CENTER. Below the navigation bar is the main header "Institutional Research & Effectiveness". A large purple banner in the center reads "Writing a Grant Proposal? Use our Interactive Data Dashboards". To the right of the banner is a section titled "OUR LOCATION" with the address: Jesse M. Draw Memorial Complex, P.O. Box 519, Mail Stop 1341, Prairie View, Texas 77446. Below this is a "CONTACT US" section with phone, fax, and email information. The main content area is divided into three columns. The left column is titled "News & Announcements" and lists several items: "IR Newsletter - May/June 2016" (May 11, 2016), "NEW DASHBOARD: Degrees by College/Dept/Major" (May 11, 2016), "Two 'NEW' IR Forms" (May 11, 2016), and "Workload Documents" (January 13, 2015). The middle column is titled "Popular Links" and lists: "Data Dashboards" (May 11, 2016), "Student Data Request Form" (May 11, 2016), "Presentation - 'Using Data to Drive Decisions & Strategies'" (August 13, 2015), and "Presentation - 'Activating Faculty in Banner'" (August 13, 2015). The right column is titled "Events Calendar" and shows a calendar for May 2016. The calendar grid has days of the week as columns and dates as rows. The date 1 is highlighted in yellow.

ABOUT US PVAMU DATA FACULTY WORKLOAD FORMS EXTERNAL RESOURCES HELP CENTER

## Institutional Research & Effectiveness

**Writing a Grant Proposal?  
Use our Interactive  
Data Dashboards**

**OUR LOCATION**  
Jesse M. Draw Memorial  
Complex  
P.O. Box 519, Mail Stop 1341  
Prairie View, Texas 77446

**CONTACT US**  
Phone: (936) 261-2188  
Fax: (936) 261-2189  
Email: IRE@pvamu.edu

**News & Announcements**

- IR Newsletter - May/June 2016**  
MAY 11, 2016
- NEW DASHBOARD: Degrees by College/Dept/Major**  
MAY 11, 2016
- Two "NEW" IR Forms**  
MAY 11, 2016
- Workload Documents**  
JANUARY 13, 2015

**Popular Links**

- [Data Dashboards](#)  
MAY 11, 2016
- [Student Data Request Form](#)  
MAY 11, 2016
- [Presentation - "Using Data to Drive Decisions & Strategies"](#)  
AUGUST 13, 2015
- [Presentation - "Activating Faculty in Banner"](#)  
AUGUST 13, 2015

**Events Calendar**

MAY 2016						
M	T	W	T	F	S	S
25	26	27	28	29	30	1
2	3	4	5	6	7	8
9	10	11	12	13	14	15
16	17	18	19	20	21	22

[All Popular Links](#)

# Share Drive – Institutional Reports

## Student Data

- Applicants
- Student Enrollment Details
- Enrollment by Student Type
- Degrees (Awarded and Pending)
- Grades
- College Readiness
- Non-Returning Students
- Special Requests



- ***Reports contain sensitive personal identifiable information.***
- ***HB 4046 – Applicant information is CONFIDENTIAL and protected from sharing.***
- ***Access to share drive requires standard form with approval.***



**How much do you  
know about IR data?**

# Pre-Proposal IR Quiz

- Fall 2015 Enrollment by Ethnicity?
  - YES
- 5-Year UG Enrollments for 3 Specific Majors?
  - YES
- 1-Year Retention Rate for Your College?
  - NO
- # URM Enrollments by Academic Year?
  - YES



# **Pre-Proposal IR Quiz** *(continued)*

- # Degrees Awarded by Major and Term?
  - YES
- List of Currently Enrolled Students by Major?
  - NO
- Time to Degree for Students by Major?
  - NO
- Faculty by Rank and Tenure Status?
  - YES



**What data are  
available to you?**

# Online “Term” Data Reports

- Fast Facts
  - University enrollments by demographic groups
- Enrollment Snapshots
  - Graphic displays of university enrollments
- Enrollment Statistics
  - University enrollments by time status, level, and ethnicity
- Faculty Data
  - Headcount, FTE, Appointment Level, Tenure Status, Ethnicity, Gender

# Online “Trend” Data Reports

- Enrollments by College and Major
  - Term data by program level (beginning Fall 2008)
- Degrees Awarded by Major
  - Academic year data by major and degree level (beginning Fall 2002)
- Faculty Headcount and FTE
  - Term data by College and Admin Code
- Interactive Dashboards
  - University and college enrollments by terms/trends



# **Interactive Data Dashboards**

- Fast Facts
- Enrollment Statistics
- Enrollment Snapshots
- PV Trend Enrollments
- Undup Enrl by AY
- PV Term Enrollments
- PV Enrollments - Col
- PV Enrollments - Major
- Enrollments - Col/Term
- NWHC Enrollments
- Degrees Awarded
- Degrees by College
- Faculty Data

**Dashboards are available in 3 platforms—desktop, laptop, and tablet.**



**So much  
information!  
Where should  
you start?**

# Visit the IR Website

[ABOUT US](#) [PVAMU DATA](#) [FACULTY WORKLOAD](#) [FORMS](#) [EXTERNAL RESOURCES](#) [HELP CENTER](#)


## Institutional Research & Effectiveness


<

What's NEW  
in IR?

>


### News & Announcements

[IR Newsletter – May/June 2016](#)  
MAY 11, 2016

[NEW DASHBOARD: Degrees by College/Dept/Major](#)  
MAY 11, 2016



[Two "NEW" IR Forms](#)  
MAY 11, 2016

[Workload Documents](#)

### Popular Links

[Data Dashboards](#)  
MAY 11, 2016

[Student Data Request Form](#)  
MAY 11, 2016

[Presentation – "Using Data to Drive Decisions & Strategies"](#)  
AUGUST 13, 2015

[Presentation – "Activating Faculty in Banner"](#)  
AUGUST 13, 2015

### OUR LOCATION

Jesse M. Drew Memorial Complex  
P.O. Box 519, Mail Stop 1341  
Prairie View, Texas 77446

### CONTACT US

**Phone:** (936) 261-2188  
**Fax:** (936) 261-2189  
**Email:** [IRE@pvamu.edu](mailto:IRE@pvamu.edu)

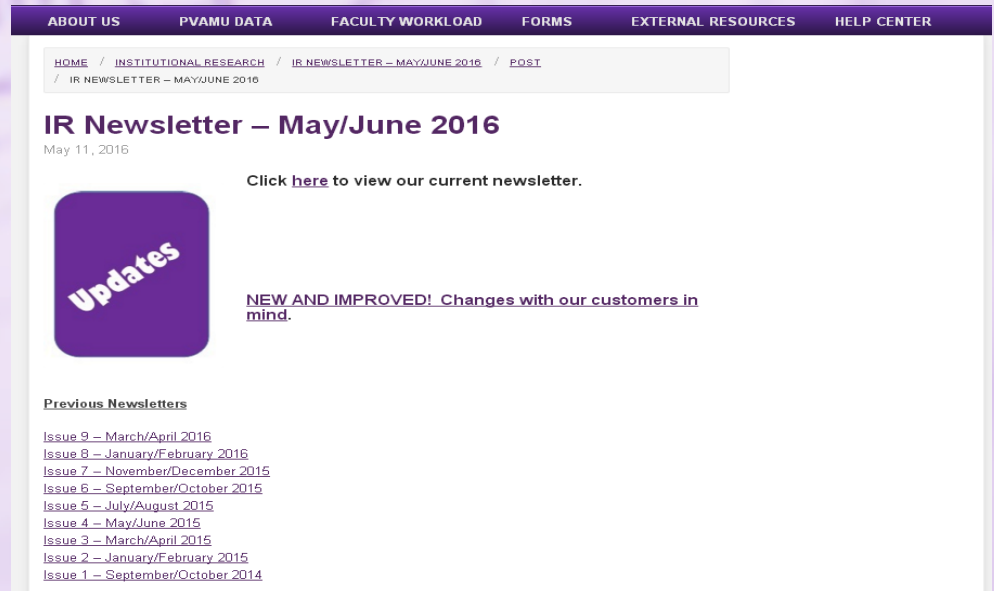
### Events Calendar

« MAY 2016 »						
M	T	W	T	F	S	S
25	26	27	28	29	30	1
2	3	4	5	6	7	8
9	10	11	12	13	14	15
16	17	18	19	20	21	22
23	24	25	26	27	28	29

<http://www.pvamu.edu/ir/>

# Recent IR Website Updates

- May/June Newsletter
- Dashboard – Degrees by College
- Form – Critical Requests
- Form – Staff Updates



The screenshot shows the IR Website's navigation bar with links: ABOUT US, PVAMU DATA, FACULTY WORKLOAD, FORMS, EXTERNAL RESOURCES, and HELP CENTER. Below the navigation bar is a breadcrumb trail: HOME / INSTITUTIONAL RESEARCH / IR NEWSLETTER – MAY/JUNE 2016 / POST. The main heading is "IR Newsletter – May/June 2016" with a sub-date of "May 11, 2016". A text link says "Click [here](#) to view our current newsletter." To the left is a purple square button with the word "Updates" in white. To the right is a text announcement: "NEW AND IMPROVED! [Changes with our customers in mind.](#)" Below this is a section titled "Previous Newsletters" with a list of links for issues 1 through 9, ranging from September/October 2014 to March/April 2016.

ABOUT US PVAMU DATA FACULTY WORKLOAD FORMS EXTERNAL RESOURCES HELP CENTER

HOME / INSTITUTIONAL RESEARCH / IR NEWSLETTER – MAY/JUNE 2016 / POST

IR NEWSLETTER – MAY/JUNE 2016

May 11, 2016

Click [here](#) to view our current newsletter.

**Updates**

**NEW AND IMPROVED!** [Changes with our customers in mind.](#)

**Previous Newsletters**

[Issue 9 – March/April 2016](#)  
[Issue 8 – January/February 2016](#)  
[Issue 7 – November/December 2015](#)  
[Issue 6 – September/October 2015](#)  
[Issue 5 – July/August 2015](#)  
[Issue 4 – May/June 2015](#)  
[Issue 3 – March/April 2015](#)  
[Issue 2 – January/February 2015](#)  
[Issue 1 – September/October 2014](#)



# Dashboards – A New Look

[HOME](#) / [INSTITUTIONAL RESEARCH](#) / CURRENT DASHBOARDS – DESKTOP

## Current Dashboards – Desktop

Each dashboard title includes multiple individual dashboards to provide several views of the data. To view dashboards, click on the dashboard title and select the link of your choice. Dashboard titles are closed by clicking the title again or selecting a different title.

▲ Enrollment Quick Facts

▲ Enrollment Statistics

▲ Enrollment Snapshots

▲ University Trend Enrollments

▲ Unduplicated Enrollments by Academic Year

▲ University “Term” Enrollments

▲ University Enrollments by College

▲ University Enrollments by Major

▲ Enrollments by Single College and Single Term

▲ Northwest Campus Enrollments

▲ Degrees Awarded

▲ Degrees Awarded by College (New)

▲ Faculty Data

Fast Facts (by Term)

Enrollment Statistics

Enrollment Snapshots

Dashboard Accordions

Faculty Data

College Portrait

Online Resumes

2011-2015 Fact Book


Request – Student Data

Request – Faculty Data

To view historical data for earlier terms, [CLICK HERE](#).

## Data Available By:

- [Enrollment by College and Level](#)
[Enrollment by Classification and Time Status](#)
[Enrollment by Semester Credit Hours](#)
[Enrollment by Ethnicity a](#)


**PRAIRIE VIEW  
A&M UNIVERSITY**

## Enrollment by Classification and Time Status

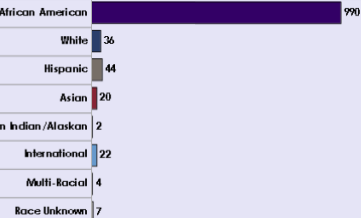
**TERM**
COLLEGE
DEPARTMENT
MAJOR
LEVEL
CLASS
GENDER
ETHNICITY
TIME STATUS
STUDENT TYPE
RESIDENCY

Fall 2015
Business
[All]
[All]
[All]
[All]
[All]
[All]
[All]
[All]
[All]

### Fall 2015

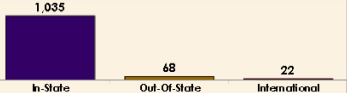
CLASS	Full Time	Part Time	Total
Freshman	320	11	331
Sophomore	164	9	173
Junior	130	14	144
Senior	199	29	228
Masters	79	170	249
<b>Total</b>	<b>892</b>	<b>233</b>	<b>1,125</b>

#### Ethnicity



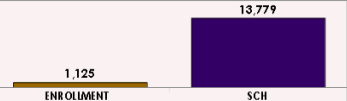
Ethnicity	Count
African American	990
White	36
Hispanic	44
Asian	20
Am Indian/Alaskan	2
International	22
Multi-Racial	4
Race Unknown	7

#### Residency



Residency	Count
In-State	1,035
Out-Of-State	68
International	22

#### Semester Credit Hours



Category	Count
ENROLLMENT	1,125
SCH	13,779

# Trend Enrollments by College

Enrollment by Term and College | Enrollment by Term and Classification | Enrollment by Term and Time Status | Enrollment by Term and Student

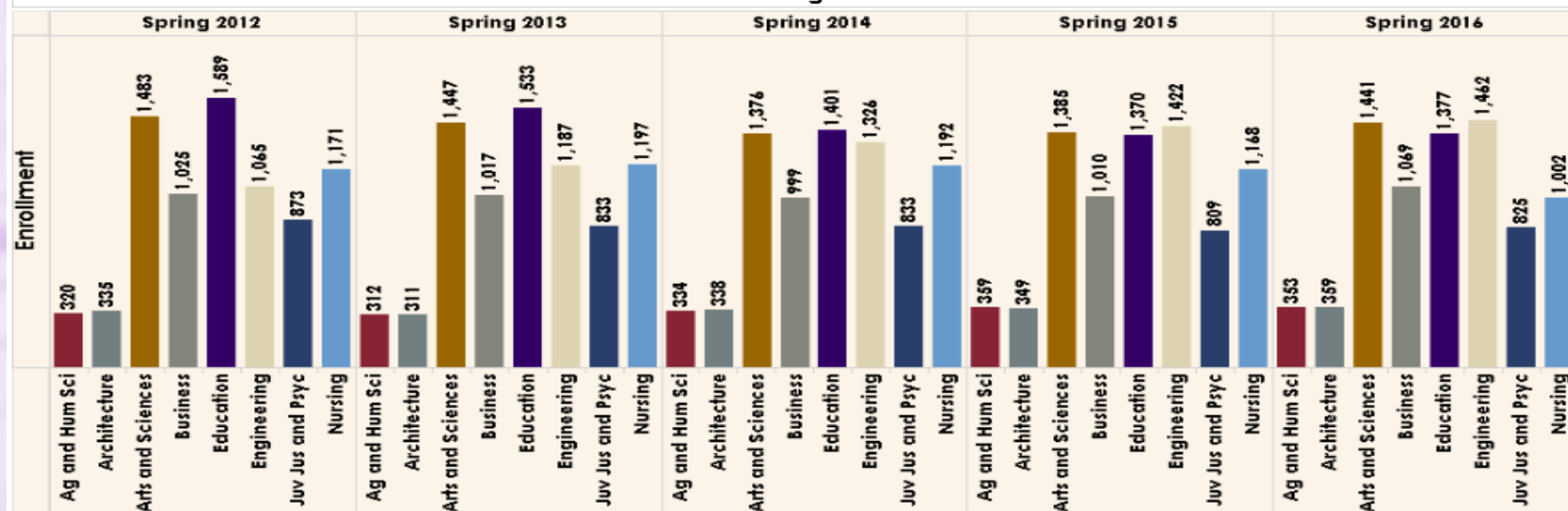


## Enrollment by Term and College

TERM GROUP: Spring | COLLEGE: (All) | DEPT: (All) | MAJOR: (All) | LEVEL: (All) | CLASS: (All) | GENDER: (All) | ETHNICITY: (All) | STUDENT TYPE: (All) | TIME STATUS: (All) | RESIDENCY: (All)

COLLEGE	Spring 2012	Spring 2013	Spring 2014	Spring 2015	Spring 2016
Ag and Hum Sci	320	312	334	359	353
Architecture	335	311	338	349	359
Arts and Sciences	1,483	1,447	1,376	1,385	1,441
Business	1,025	1,017	999	1,010	1,069
Education	1,589	1,533	1,401	1,370	1,377
Engineering	1,065	1,187	1,326	1,422	1,462
Juv Jus and Psyc	873	833	833	809	825
Nursing	1,171	1,197	1,192	1,168	1,002
<b>Total</b>	<b>7,861</b>	<b>7,837</b>	<b>7,799</b>	<b>7,872</b>	<b>7,888</b>

### Colleges



# **Enough Talk...Let's Take A Look**



**How to get  
started using the  
data dashboards.**

<http://www.pvamu.edu/ir/interactive-dashboards-platform-choice/>



# Future Dashboard Plans

- Dashboard Word Cloud
- Faculty Trend Data
- Grades by Term
- Special Programs
- Retention Data
- Graduation Data



**As you begin to  
plan your grant  
proposal...**

# Ask Yourself

- What data do I really need?
- Should I consult with IR before I begin?
- What is available on the website?
- What data do I need to request?
- How soon should I request the data?
- In what format do I need the data?
- Should I provide forms or a format for the data?
- From what other sources might I find data?
- How much data is too much?

# Avoid Last-Minute Requests

## Take Proactive Steps

- Utilize Public Data Available 24/7
- Request Access to Shared Non-Public Data
- Request Data Not Readily Available
  - [Data Request Forms](#)
- Notify Us of Data Gaps/Issues





**We want to make a  
transition.**

# Future Directions for IR

- Increased Data Access
- Analytical Reports
- Research
- IR Grant Writing/Funding





**What questions do  
you have?**

# Direct Contact Information

Dean Williamson, Ph.D. Ext. 2187 <a href="mailto:cdwilliamson@pvamu.edu">cdwilliamson@pvamu.edu</a>	Ruby Stevens-Morgan, Ph.D. Ext. 2182 <a href="mailto:rjstevens@pvamu.edu">rjstevens@pvamu.edu</a>
Ginger Philips Ext. 2184 <a href="mailto:gmpilips@pvamu.edu">gmpilips@pvamu.edu</a>	Ming Mu Kuo, Ed.D. Ext. 2183 <a href="mailto:mmkuo@pvamu.edu">mmkuo@pvamu.edu</a>
James Howard Ext. 2181 <a href="mailto:jmhoward@pvamu.edu">jmhoward@pvamu.edu</a>	Paula Williams Ext. 2185 <a href="mailto:pjwilliams@pvamu.edu">pjwilliams@pvamu.edu</a>

# General IRE Contact Info

Phone: 936-261-2188

Email: [ire@pvamu.edu](mailto:ire@pvamu.edu)

Web: [www.pvamu.edu/ir](http://www.pvamu.edu/ir)

[IRE Data Files](#)

[IRE Data Request Form](#)

[Interactive Dashboards](#)

[IRE Customer Service Survey](#)





**Wishing you  
success on your  
proposal!**