
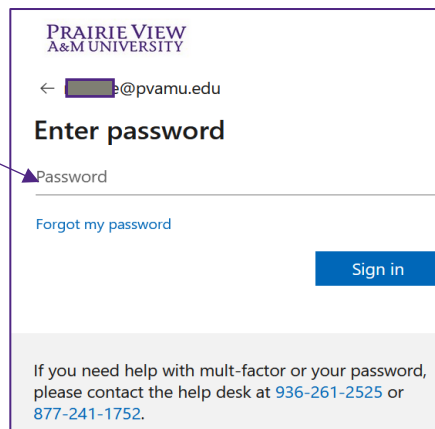


Logging into Office 365

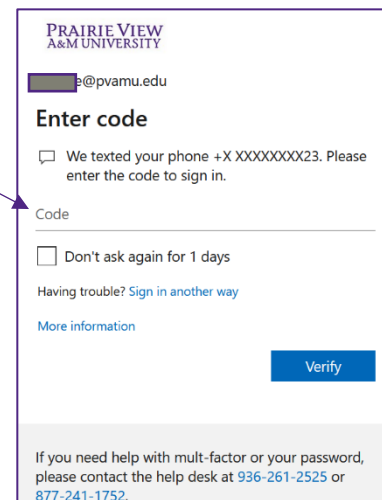
- 1) Open a browser and go to www.office.com.
- 2) Either select your PV student email (username@pvamu.edu) or enter your email address.



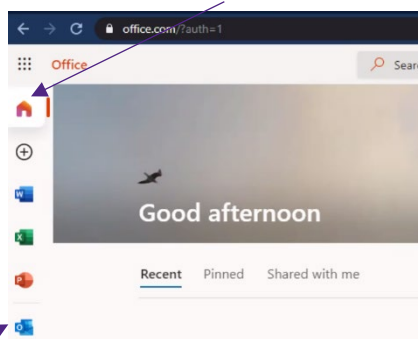
- 3) Enter your recently updated password.



- 4) You will then be prompted to enter a verification code that was texted or emailed to you depending on which method of alert you setup.



- 5) Office will open to the Office 365 Home screen.



- 6) Select "Outlook" to view your inbox.

