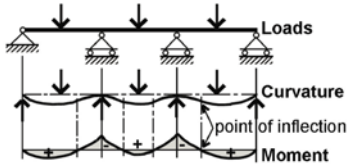




**Course Title:** **Structural Systems I**

**Course Prefix:** **ARCH**      **Course No.:** **3293**      **Section No.:** **P01+P02**



*“Ut tensio, sic vis.” -Robert Hooke (meaning “As the extension, so the force.”)*

**School of  
Architecture**

- Department:  Architecture  
 Construction Science  
 Art  
 Digital Media Art  
 Community Development

**Course Location:** Nathelyne Archie Kennedy Building, Room 231 (P01), 233 (P02)

**Class Meeting Days & Times:** Tuesdays, Thursdays (9:30 AM - 10:50 AM), (P01)  
Tuesdays, Thursdays (11:00 AM - 12:20 PM) (P02)

**Catalog Description:** “(3-0) Credit 3 semester hours. A study of theory of various structural concepts. Emphasis placed on statics and strength of materials.”

**Prerequisites:** MATH 1123

**Co-requisites:**

**Mode of Instruction:**  Face-to-face  On-line  Hybrid

**Instructor:** Steve Wilkerson, PhD, PE

**Office Location:** School of Architecture, Room 229B

**Office Telephone:** 832.969.8641

**Email Address:** [smwilkerson@pvamu.edu](mailto:smwilkerson@pvamu.edu)

**U.S. Postal Service Address:** Prairie View A&M University  
P.O. Box 519  
Mail Stop 2100  
Prairie View, TX 77446

**Office Hours:** Tuesday and Thursday 12:30-2:00 PM. OTHER HOURS BY APPOINTMENT.  
Students are advised to make appointments with the professor ahead of time and be specific with the subject matter to be discussed. Students must be prepared for their appointment by bringing all applicable materials and information to the meeting.

**Virtual Office Hours:**

**Required Text:** Statics and Strength of Materials for Architecture and Building Construction, Fourth edition; Authors: Barry Onouye with Kevin Kane; Publisher: Prentice Hall; ISBN: 978-0-13-507925-6

**Optional Text:** Why Buildings Stand Up; Author: Mario Salvadori; Publisher: W. W. Norton & Co, Inc.; ISBN: 0-393-30673-3

**Recommended Text/Readings:** Reading material in addition to items listed above will be suggested or provided in class, prior to class discussions. Materials in addition to items listed above may be required and will be discussed in class, prior to exams and/or individual project submissions.

**Learning Resources:** **PVAMU Library:**  
Telephone: (936) 261-1500;  
web: <http://www.tamu.edu/pvamu/library/>  
Use the Reference Desk at the library where the staff is eager to guide your research. They can orient you to hard copies and on-line resources.

**University Bookstore:**  
Telephone: (936) 261-1990  
web: <https://www.bkstr.com/Home/10001-10734-1?demoKey=d>

	<p><b>The Writing Center</b> Telephone: (936) 261-3700 The Writing Center's goal is to provide a friendly, stress-free environment for students from all over campus to meet with a consultant and talk about writing of all types. They provide a responsive audience and advice from experienced writers in sessions generally lasting thirty to forty-five minutes. Sessions of this length offer time to work individually with students on any aspect of the writing process: from brain storming and drafting, to revising and proofreading. They will explore ways to improve a student's overall writing skills. They do NOT proofread or edit for students, but instead teach proofreading and editing techniques. Their goal is to: make a better writer for the long term.</p>
	<p><b>Student Academic Success Center</b> Telephone: (936) 261-1040 Student Academic Success Center identifies academic and social roadblocks that interfere with persistence and timely graduation of PVAMU students. SASC informs campus-wide policies by staying current with retention literature and best practices. Further, SASC develops programs and services that are specifically aimed at continuing the academic success of the first year. We strive to provide PVAMU students with <i>"Navigation to Graduation."</i></p>
	<p><b>The Tutoring Center</b> John B. Coleman Library in Room 209 Telephone: (936) 261-1561 Hours: Monday through Thursday 12 pm to 9 pm and Friday from 8 am to 5 pm. Email: <a href="mailto:AETutoring@pvamu.edu">AETutoring@pvamu.edu</a> Open to <b>all</b> undergraduate students enrolled for credit in targeted PVAMU courses. offers help for:</p> <ul style="list-style-type: none"> <li>▪ Microeconomics, Macroeconomics</li> <li>▪ Management Information Systems</li> <li>▪ History, Government</li> <li>▪ Statistics, Basics – Calculus II</li> <li>▪ Psychology, Sociology</li> <li>▪ English (Basics – Freshman Comp II), Speech</li> <li>▪ Spanish I&amp;II</li> <li>▪ Biology (Pre-Med, Pre-Nursing)</li> <li>▪ Chemistry (Bio &amp; Nursing Majors)</li> <li>▪ Physics</li> <li>▪ Materials &amp; Science</li> </ul>

**Course Goals and Overview:**

The goal of this course is to understand the theory and behavior of structural mechanics as it pertains to the fields of architectural design and building construction.

**Course Outcomes/Learning Objectives**

**At the end of this course, the students will:**

<b>3293.1</b>	Develop recognition and understanding of basic structural systems.
<b>3293.2</b>	Perform an analysis of structural elements and systems.
<b>3293.3</b>	Demonstrate the ability to use applied mechanics for building design.
<b>3293.4</b>	Define the application of basic fundamental design related to structural systems.
<b>3293.5</b>	Identify design processes and ideas of how structural patterns inform and influence design concepts.
<b>3293.6</b>	Understand the behavior of engineering materials under load.

**Course Requirements & Evaluation Methods**

This course will utilize the following instruments to determine student grades and proficiency of the learning outcomes for the course.

- **Assignments/Papers/Exercises:** Written assignments designed to supplement and reinforce course material
- **Exams:** Written tests designed to measure knowledge of presented course material
- **Projects:** Assignments designed to measure ability to apply presented course material
- **Class Attendance/Participation:** Daily attendance and participation in class discussions

**Grading Matrix**

Instrument	Number and Value	Total (Percentage)
Drawings	10 drawings at 1% each	10%
Course Notebook	1 notebook at 1%	1%

Reports	1 paper at 5%	5%
Case Study and Presentation	1 presentation at 5%	5%
Exams	3 exams at 20% each	60%
Structural Model	1 virtual model at 4%	4%
Class Attendance/Participation	15 weeks at 1% each	15%
<b>Total:</b>		<b>100%</b>
<b>Grade Determination:</b>	A = 90-100 points B = 80–89 points C = 70–79 points D = 60–69 points; F = 59 points or below	
<b>Course Procedures</b>		
<b>Taskstream</b>	Taskstream is a tool that Prairie View A&M University uses for assessment purposes. One of your assignments may be considered an "artifact," an item of coursework that serves as evidence that course objectives are met. More information will be provided during the semester, but for general information, you can visit Taskstream via the link in eCourses.	
<b>University Attendance Policy:</b>	Prairie View A&M University requires regular class attendance. Excessive absences will result in lowered grades. Excessive absenteeism, whether excused or unexcused, may result in a student's course grade being reduced or assignment of a grade of "F." Absences are accumulated beginning with the first day of class.	
<b>Instructor's Attendance and Participation Policy:</b>	<p>As a student in a professional practice course at Prairie View A&amp;M University you are expected to attend each class. Class attendance is recorded on roll sheets that are circulated to record <u>your</u> name and signature. Since attendance is critical to the learning objectives and the class discussions, a <u>400 point involvement grade is awarded for each class period (200 points for Part 1 + 200 points for Part 2)</u>. You start with <u>100 points</u> for attending each class session under the assumption that you have come to learn. However, to gain an understanding of the learning objectives, you must do more than just show up. Attentiveness is important. For example, showing up for class and then reading the newspaper will cause a deduction from your 100 points. Other things that could cause you to lose points would be sleeping in class, working on other assignments in class, being late, being rude or being disruptive. However, if you are attentive during the lectures and discussions, you will be awarded an additional <u>40 points</u> for each class. The <u>remaining 60 points</u> per class are <u>earned</u> by action on your part such as diligently taking notes, finding or sharing your thoughts on the subject being discussed, or asking a thoughtful and appropriate question. These points, plus potential bonus points, could also be earned by writing a one-page reaction paper about the class material or finding an insightful article from the newspaper or an architectural magazine. <u>If you are late to class, you are subject to losing all or parts of the 60 participation points.</u> Typical deductions for being late are: Up to 5 minutes: 0 points; from 5 to 10 minutes: 20 points; from 10-15 minutes: 40 points; and over 15 minutes: 60 points.</p> <p>You are <u>not</u> in competition with your fellow classmates for involvement points. Each student can receive 200 points per class session as long as they are legitimately earned. At the end of the semester, the instructor may award a growth grade worth an additional 400 involvement points based upon their overall assessment of your participation, growth and development during the semester. Participation and absences are accumulated beginning with the first day of class on <b>August 26</b>, 2019. If you do not come to class, you may assume that you have received zero (0) points for the class period unless you have a university approved excuse in one of the following classifications:</p> <ol style="list-style-type: none"> <li>1. Participation in an activity appearing on the University authorized activity list.</li> <li>2. Death or major illness in a student's immediate family.</li> <li>3. Illness of a dependent family member.</li> <li>4. Participation in legal proceedings that requires a student's presence.</li> <li>5. Religious holy day.</li> <li>6. Confinement because of illness.</li> <li>7. Required participation in military duties.</li> </ol> <p>If you miss class for one of these reasons, you must provide a memorandum plus</p>	

	<p>supporting documentation to clear the absence from your record. <u>These documents will be accepted for ONE WEEK AFTER THE ABSENCE HAS OCCURRED. There will be NO exceptions to this rule. This includes student-athletes who are to provide university forms for reporting absences to participate in approved competitions. Emails will not be accepted to clear these absences. After that, the involvement grade stands.</u> If you have another reason other than these seven for being absent, you may submit a memorandum with supporting documentation requesting that the absence be removed from you record for ONE WEEK AFTER THE ABSENCE HAS OCCURRED. There will be NO exceptions to this rule. All requests will be reviewed and approved or disapproved based upon the justification that you provide in your memorandum. While other reasons for being absent are rarely approved; it is understood that you might feel that there is a higher priority that requires you to miss class. In accepting your decision to miss class, you must also be willing to accept the instructor's decision to not award you involvement points for the class or classes that are missed. To assist you in recovering lost points, there is an opportunity to earn up to 500 additional points towards your final grade.</p>
<b>Personal Conduct:</b>	<p>Students and faculty are expected to conduct themselves in ways that support individual learning and the learning of others. To that end members of the classroom community will conduct themselves in a professional and ethical manner to achieve these objectives. Any conduct construed to interfere with the learning opportunities of members of the class may result in the removal of the student from the class for that day. Repeated inappropriate conduct will result in permanent removal from the class. Based upon the fact that you are preparing for professional employment, you are expected to adhere to the following specific guidelines:</p> <ol style="list-style-type: none"> <li>1. During regular class periods <u>all students are expected to dress appropriately</u> in accordance with university regulations so that no disruptions in the learning experience will occur.</li> <li>2. <u>Dress Code for Presentations:</u> Professional dress is expected for all design and technical presentations in class.</li> <li>3. <u>Cellular telephones are to be turned off or put on silent ring tone</u> during the class period. Texting is strictly prohibited during the class period. No 'ear phone' units will be allowed. If your cell phone rings during the lecture or you are texting you are subject to losing all participation point for that class period.</li> <li>4. <u>Laptops must emit no noise.</u> Make sure your laptop is warmed up and your battery charged before class starts. A laptop is allowed only for taking notes or accessing relevant course material during the class. Checking email, playing a game, messaging and other non-class related activities are not allowed at any time.</li> <li>5. <u>Harassment</u> of your fellow students of any kind will not be tolerated.</li> <li>6. <u>No children, friends, family members or guests are allowed in the class without prior approval.</u> Failure to adhere to this rule will result in a "0" for that class period.</li> </ol>
<b>Conduct of the Class and Care of the Facility:</b>	<p>Please note the following rules for the conduct of the class.</p> <ol style="list-style-type: none"> <li>1. <u>Class will begin at the appointed time.</u></li> <li>2. <u>Class is dismissed when so indicated by the instructor.</u> Students are expected to be on time and stay throughout the entire class period. Leaving the classroom before the class is dismissed without prior approval from the instructor will result in a loss of participation for that class.</li> <li>3. All class members are required to <u>keep the classroom in a clean and orderly manner</u> to facilitate the number of students using it each day. Failure to maintain the classroom as requested by the instructor will result in a deduction in participation points for all class members for that date of instruction.</li> <li>4. <u>Lecture Notes and Handouts</u> will be posted to eCourses each week. Handouts will be distributed electronically.</li> </ol>
<b>Submission of Assignments:</b>	<p>Assignments are due at the start of the class session. Late work will be accepted for full credit with proper documentation. Work turned in within one week of due date will be accepted for half-credit.</p>
<b>Formatting Documents:</b>	<p>Microsoft Word is the standard word processing tool used at PVAMU. If you are using other word processors, be sure to save the document in either the Microsoft Word, Rich-Text, or plain text format.</p>

<b>Exam Policy:</b>	Exams should be taken as scheduled. No makeup examinations will be allowed except under documented emergencies (See Student Handbook).
<b>Professional Organizations and Journals</b>	
<b>References</b>	
<b>Disability Statement (See Student Handbook):</b>	Students with disabilities, including learning disabilities, who wish to request accommodations in class should register with the Services for Students with Disabilities (SSD) early in the semester so that appropriate arrangements may be made. In accordance with federal laws, a student requesting special accommodations must provide documentation of their disability to the SSD coordinator. Students should also inform the instructor of their need for accommodations immediately at the outset of the course so that a solution designed to being successful in class can be produced.
<b>Academic Misconduct (See Student Handbook):</b>	You are expected to practice academic honesty in every aspect of this course and all other courses. Make sure you are familiar with your Student Handbook, especially the section on academic misconduct. Students who engage in academic misconduct are subject to university disciplinary procedures.
<b>Forms of Academic Dishonesty:</b>	<ol style="list-style-type: none"> <li>1. Cheating: deception in which a student misrepresents that he/she has mastered information on an academic exercise that he/she has not mastered; giving or receiving aid unauthorized by the instructor on assignments or examinations.</li> <li>2. Academic misconduct: tampering with grades or taking part in obtaining or distributing any part of a scheduled test.</li> <li>3. Fabrication: use of invented information or falsified research.</li> <li>4. Plagiarism: unacknowledged quotation and/or paraphrase of someone else's words, ideas, or data as one's own in work submitted for credit. Failure to identify information or essays from the Internet and submitting them as one's own work also constitutes plagiarism.</li> </ol>
<b>Nonacademic Misconduct (See Student Handbook)</b>	The university respects the rights of instructors to teach and students to learn. Maintenance of these rights requires campus conditions that do not impede their exercise. Campus behavior that interferes with either: (1) the instructor's ability to conduct the class; (2) the inability of other students to profit from the instructional program, or (3) campus behavior that interferes with the rights of others will not be tolerated. An individual engaging in such disruptive behavior may be subject to disciplinary action. Such incidents will be adjudicated by the Dean of Students under nonacademic procedures.
<b>Sexual misconduct (See Student Handbook):</b>	Sexual harassment of students and employers at Prairie View A&M University is unacceptable and will not be tolerated. Any member of the university community violating this policy will be subject to disciplinary action.
<b>Student Academic Appeals Process</b>	Authority and responsibility for assigning grades to students rests with the faculty. However, in those instances where students believe that miscommunication, errors, or unfairness of any kind may have adversely affected the instructor's assessment of their academic performance, the student has a right to appeal by the procedure listed in the Undergraduate Catalog and by doing so within thirty days of receiving the grade or experiencing any other problematic academic event that prompted the complaint.
<b>Technical Considerations for Online and Web-Assist Courses</b>	
<b>Minimum Hardware and Software Requirements</b>	<p>Pentium with Windows XP or PowerMac with OS 9</p> <ul style="list-style-type: none"> <li>-56K modem or network access</li> <li>-Internet provider with SLIP or PPP</li> <li>-8X or greater CD-ROM</li> <li>-64MB RAM</li> <li>-Hard drive with 40MB available space</li> <li>-15" monitor, 800x600, color or 16 bit</li> <li>-Sound card w/speakers</li> <li>-Microphone and recording software</li> <li>-Keyboard &amp; mouse</li> <li>-Netscape Communicator ver. 4.61 or Microsoft Internet Explorer ver. 5.0 /plug-ins</li> </ul> <p><b>-Participants should have a basic proficiency of the following computer skills:</b></p> <ul style="list-style-type: none"> <li>·Sending and receiving email</li> <li>·A working knowledge of the Internet</li> <li>·Proficiency in Microsoft Word</li> <li>·Proficiency in the Acrobat PDF Reader</li> <li>·Basic knowledge of Windows or Mac O.S.</li> </ul>
<b>Netiquette (online etiquette):</b>	Students are expected to participate in all discussions and virtual classroom chats when directed to do so. Students are to be respectful and courteous to others in the discussions. Foul or abusive language will not be tolerated. When referring to information from books, websites or articles, please use APA standards to reference sources.
<b>Technical Support:</b>	Students should call the Prairie View A&M University Helpdesk at 936-261-2525 for technical issues

	with accessing your online course. The helpdesk is available 24 hours a day/7days a week. For other technical questions regarding your online course, call the Office of Distance Learning at 936-261-3290 or 936-261-3282
<b>Communication Expectations and Standards:</b>	All emails or discussion postings will receive a response from the instructor, usually within 48 hours. Urgent emails should be marked as such. Check regularly for responses. You can send email anytime that is convenient to you, but the instructors will check their email messages continuously during the day throughout the work-week (Monday through Friday) during normal office hours. Instructors should respond to email messages during the work-week by the close of business (5:00 pm) on the day following <b>their receipt</b> of them. Emails received on Friday will be responded to by the close of business on the following Monday.

**ACCREDITATION/ASSESSMENT CRITERIA Table No. 1-NAAB CRITERIA**

This course is structured to assist the student meet the following criteria shown in **Table No. 1** as established by the National Architectural Accreditation Board (NAAB). To view the entire list, go to the NAAB website, [www.naab.org](http://www.naab.org) and access "2014 NAAB Conditions for Accreditation."

Performance Criteria:	Ability	Understanding	Course Learning Outcomes Competencies (T, R, I)		
	<input checked="" type="checkbox"/>	<input checked="" type="checkbox"/>	T Taught	R Reinforced	I Utilized/Integrated

**REALM A: Critical Thinking and Representation**

A.1. Professional Communication Skills (Ability)					
A.2. Design Thinking Skills (Ability)					
A.3. Investigative Skills (Ability)					
A.4. Architectural Design Skills (Ability)					
A.5. Ordering Systems (Ability)					
A.6. Use of Precedents (Ability)					
A.7. History and Global Culture (Understanding)					
A.8. Cultural Diversity and Social Equity (Understanding)					

**REALM B: Building Practices, Technical Skills, and Knowledge**

B.1. Pre-Design (Ability)					
B.2. Site Design (Ability)					
B.3. Codes and Regulations (Ability)					
B.4. Technical Documentation (Ability)					
B.5. Structural Systems (Ability)	<input checked="" type="checkbox"/>		T		
B.6. Environmental Systems (Ability)					
B.7. Building Envelope Systems and Assemblies (Understanding)					
B.8. Building Materials and Assemblies (Understanding)					
B.9. Building Service Systems (Understanding)					
B.10. Financial Considerations (Understanding)					

**REALM C: Integrated Architectural Solutions**

C.1. Research (Understanding)					
C.2. Integrated Evaluations and Decision-Making Design Process (Ability)					
C.3. Integrative Design (Ability)					





**REALM D: Professional Practice**

D.1. Stakeholder Roles in Architecture (Understanding)					
D.2. Project Management (Understanding)					
D.3. Business Practices (Understanding)					
D.4. Legal Responsibilities (Understanding)					
D.5. Professional Conduct (Understanding)					

**ACCREDITATION/ASSESSMENT CRITERIA TABLE 2: ACCE CRITERIA**

This course is structured to assist the student meet the following criteria shown in <b>Table No. 1</b> as established by the American Council for Construction Education (ACCE) <i>Standards and Criteria for Accreditation</i> . To view the entire list, go to the ACCE website, <a href="http://www.acce-hq.org">www.acce-hq.org</a> and view the "Accreditation Procedures."				
Course Learning Outcomes:	Competencies (T, R, I)			ACCE
	T Taught	R Reinforced	I Utilized/ Integrated	A Assessed
1. Create <b>written communications</b> appropriate to the construction discipline.				
2. Create <b>oral presentations</b> appropriate to the construction discipline				
3. Create a construction <b>project safety plan</b>				
4. Create construction <b>project cost estimates</b>				
5. Create construction <b>project schedules</b>				
6. Analyze professional decisions based on <b>ethical principles</b> .				
7. Analyze construction documents for <b>planning and management</b> of construction processes.				
8. Analyze <b>methods, materials, and equipment</b> used to construct projects.				
9. Apply construction management skills as a member of a <b>multidisciplinary team</b> .				
10. Apply <b>electronic-based technology</b> to manage the construction process.				
11. Apply basic <b>surveying techniques</b> for construction layout and control.				
12. Understand different <b>methods of project delivery</b> and the roles and responsibilities of all constituencies involved in the design and construction process.				
13. Understand <b>construction risk management</b> .				
14. Understand <b>construction accounting and cost control</b>				
15. Understand <b>construction quality assurance and control</b> .				
16. Understand <b>construction project control</b> processes.				
17. Understand the <b>legal implications</b> of contract, common, and regulatory law to manage a construction project.				
18. Understand the basic principles of <b>sustainable construction</b> .				
19. Understand the basic principles of <b>structural behavior</b> .	T			
20. Understand the basic principles of <b>mechanical, electrical and piping</b> systems.				

COURSE OUTLINE: EVENT AND LECTURE SCHEDULE	
This schedule is subject to change as the semester proceeds in order to cover the most important material in the time allotted. Any revisions will be duly noted and announced in class. All referenced readings are taken from the required text.	
15 WEEK CALENDAR	
<b>Week One: Topic</b> <b>August 27-29, 2019</b>	Introduction to Structures
Assigned:	Drawing 1, Short Report, Case Study (Presentation), Course Notebook
<b>Week Two: Topic</b> <b>September 3-5, 2019</b>	Forces in Equilibrium (Theory)
Due:	Drawing 1, Short Report, Statement of Syllabus Agreement
Assigned:	Drawing 2
<b>Week Three: Topic</b> <b>September 10-12, 2019</b>	Forces in Equilibrium (Application)
Due:	Drawing 2
Assigned:	Drawing 3
<b>Week Four: Topic</b> <b>September 17-19, 2019</b>	<b>Student Presentations in Class</b>
Due:	Drawing 3
Assigned:	Drawing 4

<b>Week Five:</b> Topic <b>September 24, 2019</b>	Review for Exam
<b>September 26, 2019</b>	 <b>1ST EXAM IN CLASS</b>
Due:	Drawing 4
<b>Week Six:</b> Topic <b>October 1-3, 2019</b>	Internal Forces, Stress, Strength (Theory)
Assigned:	Drawing 5
<b>Week Seven:</b> Topic <b>October 8-10, 2019</b>	Internal Forces, Stress, Strength (Application)
Due:	Drawing 5
Assigned:	Drawing 6
<b>Week Eight:</b> Topic <b>October 15-17, 2019</b>	Properties of Engineering Materials
Due:	Drawing 6
Assigned:	Drawing 7
<b>Week Nine:</b> Topic <b>October 22-24, 2019</b>	Principles of Column Behavior
Due:	Drawing 7
Assigned:	Drawing 8
<b>Week Ten:</b> Topic <b>October 29, 2019</b>	Review for Exam
<b>October 31, 2019</b>	 <b>2ND EXAM IN CLASS</b>
Due:	Drawing 8
<b>Week Eleven:</b> Topic <b>November 5-7, 2019</b>	Principles of Beam Behavior
Assigned:	Drawing 9, Structural Model
<b>Week Twelve:</b> Topic <b>November 12-14, 2019</b>	Structural Systems - Trusses
Due:	Drawing 9
Assigned:	Drawing 10
<b>Week Thirteen:</b> Topic <b>November 19-21, 2019</b>	Structural Systems – Cables and Arches
Due:	Drawing 10
<b>Week Fourteen:</b> Topic <b>November 26, 2019</b>	Section Properties and Thermal Effects
<b>November 28, 2019</b>	 <b>1 THANKSGIVING DAY (UNIVERSITY CLOSED)</b>
<b>Week Fifteen</b> Topic <b>December 3, 2019</b>	Review for Exam
<b>December 5, 2019</b>	 <b>3RD EXAM IN CLASS</b>
Due (on Dec 3):	Structural Model, Course Notebook

In order to assure that you have read over this entire document you are required to sign the Statement of Agreement on the final page of the syllabus and return it at the start of the second class period. This will be our contract that you have read over the entire syllabus and that you understand what is expected of you in this class.



**STATEMENT OF AGREEMENT**

I have read the Course Syllabus for **ARCH 3293** for the Fall Semester 2019, including the Class Lecture and Event Schedule, and agree to abide by the conditions for the class as spelled out in this document. My signature indicates my personal commitment to meeting the course objectives and succeeding in this educational endeavor.

\_\_\_\_\_  
Signature-Student

\_\_\_\_\_  
Student name (Please print neatly)

\_\_\_\_\_  
Student ID #

\_\_\_\_\_  
Date

\_\_\_\_\_  
Signature-Instructor

\_\_\_\_\_  
Instructors name

\_\_\_\_\_  
Date

---

**RETURN THIS PAGE FROM THE SYLLABUS TO THE INSTRUCTOR TO COMPLETE YOUR ENROLLMENT IN THIS COURSE.**

RECEIVED WITH STUDENT'S SIGNATURE: \_\_\_\_\_

ENTERED INTO GRADE BOOK: \_\_\_\_\_