



**PRAIRIE VIEW
A&M UNIVERSITY**

SYLLABUS

ARTS 1203-P05 INTRODUCTION TO VISUAL ARTS Fall 2017

**This syllabus may change at anytime*

Instructor: Ann Johnson
Section # and CRN: Section P04 CRN 20065
Office Location: Nathelyne Archie Kennedy Building, Room 206
Office Phone: 936.261.9835
Email Address: ajohnson@pvamu.edu
Office Hours: TBA and by appointment
Mode of Instruction: Face to Face

Course Location: Nathelyne Archie Kennedy Building, Room 115
Class Days & Times: TR 8-9:20
Catalog Description: An introductory course that emphasizes an understanding and appreciation for the visual arts (painting, drawing, sculpture, architecture, crafts etc.).

Prerequisites: N/A
Co-requisites: N/A

Required Texts: Living with Art 11e with access to McGraw-Hill Connect online course
http://connect.mheducation.com/class/a-johnson-copy-of-intro-to-visual-art_fall_8am_2017

Recommended Texts: N/A

Student Learning Outcomes:

	Upon successful completion of this course, students will be able to:	Program Learning Outcome # Alignment	Core Curriculum Outcome Alignment
1	Identify major works of Art		
2	Identify Elements and Principles of Art and understand how they are used		Critical Thinking
3	Explain materials, tools, and techniques used to create Art		Critical Thinking
4	Demonstrate a general knowledge of Art history from the Ancient to the Post Modern		Social Responsibility, Communication
5	Research an artist and his/her work to understand the artist's impact on society		Social Responsibility
6	Apply appropriate teamwork strategies to complete a group research project and present the research findings.		Teamwork, Communication

Major Course Requirements

Method of Determining Final Course Grade

Course Grade Requirement	Value	Total
1) Attendance	10%	
2) Homework (includes written assignments)	20%	
3) Quizzes	30%	
4) Exams	50%	
Total:	110%	

Grading Criteria and Conversion:

A = 90–100

B = 80–89

C = 70–79

D = 60–69

F = 0–59

Course Procedures or Additional Instructor Policies

Taskstream

Taskstream is a tool that Prairie View A&M University uses for assessment purposes. One of your assignments may be considered an "artifact," an item of coursework that serves as evidence that course objectives are met. More information will be provided during the semester, but for general information, you can visit Taskstream via the link in eCourses.

Instructor's Attendance Policy

To be early is to be on time. To be on time is to be late. To be late is to be locked out. Once roll is called, general questions and/or announcements are addressed, and lecture has begun, the door to the classroom will be locked. Due to the design of the building, you are more than welcome to sit outside of the classroom and take notes. However, for safety concerns, you cannot block the doorway. All other attendance issues will follow the University guidelines.

Submission of Assignments

All assignments will be posted on Connect Art. All work is to be turned in BEFORE or on the due date during class via Connect Art. Be mindful of all due dates. **You will not be reminded when work is due. NO LATE WORK WILL BE ACCEPTED. THERE WILL BE NO EXTRA CREDIT IN THIS COURSE.**

It is your responsibility to make sure that you can log onto eCourses to access the Connect Art Course Page. No exceptions will be made for those who do not attend to this matter. If you are having trouble with eCourses, call IT, 936-261-2525 and get it resolved quickly.

Formatting Documents

Microsoft Word is the standard word processing tool used at PVAMU. If you're using other word processors, be sure to use the "save as" tool and save the document in either Rich-Text or plain text format. **THE ONLY FILE FORMATS THAT WILL BE ACCEPTED ARE: Microsoft Word (.doc or .docx), Text files (.txt or .rtf), PDFs, and PowerPoint (when required). Any file not submitted in those formats with the correct file name WILL NOT BE GRADED.**

All file names must include your last name, underscore, first initial, underscore and title of the assignment. For example, for the first assignment: Moore_T_Frida.doc. **ANY FILE NOT SAVED IN THE CORRECT MANNER WILL NOT BE GRADED.**

Exam Policy

Exams should be taken as scheduled. No makeup examinations will be allowed except under documented emergencies (See Student Handbook). There is no make-up for the final.

Personal Conduct

Students who are absent for University Business must notify the professor BEFORE they leave. In addition, you must provide a copy of an official University Excuse letter. If for whatever reason, you are unable attend class, it is your responsibility to know what you have missed. Check Connect Art and eCourses for any assignment updates BEFORE you attend the next class period.

Students and faculty are expected to conduct themselves in ways that support individual learning and the learning of others. To that end members of the classroom community will conduct themselves in a professional and ethical manner to achieve these objectives. Any conduct construed to interfere with the learning opportunities of members of the class may result in the removal of the student from the class for that day. Repeated inappropriate conduct will result in permanent removal from the class. You are expected to adhere to the following specific guidelines:

1. During regular class periods all students are expected to dress appropriately in accordance with university regulations so that no disruptions in the learning experience will occur.
2. Dress Code for Presentations: Although there is no formal dress code for the university, you must dress accordingly for all formal presentations in this class (Final Presentation). The dress code for that day is business casual:

Men: Khaki or dark pants, neatly pressed. No cargo pants or patterned pants are allowed. Pressed long-sleeved, buttoned solid shirt. Polo style shirts, unwrinkled, are appropriate as well. Shirt must be tucked into the pants. If possible, wear leather belt and leather shoes. Athletic shoes and rubber-soled shoes are inappropriate. Hair and facial hair should be neat and presentable. You must wear dress socks!

Women: Dark skirt or pants. Khaki pants are acceptable. No cargo pants. Skirt should fall 2 inches above the knee or lower. Buttoned solid shirt. Sweaters are appropriate. Mini-skirts and cleavage are inappropriate. Shoes should be dark in color. Height of the heel should not exceed 2.5 to 3 inches. Stilettos are inappropriate. Jewelry should be minimal and not overwhelming: no large earrings, necklaces, and bracelets. Hair must be neat and presentable and make-up should not be dramatic.

3. No food or drink is allowed in the classroom at any time.
4. Cellular telephones are to be turned off or put on silent ring tone during the class period. Texting is strictly prohibited during the class period. No "ear phone" units will be allowed. If your cell phone rings during the lecture or you are texting you are subject to losing points on the next assignment that is due. Cell phone use is only permitted at the direction of the professor.
5. Laptops must emit no noise. Make sure your laptop is warmed up and your battery charged before class starts. A laptop is allowed only for taking notes or accessing relevant course material during the class. Checking email, playing a game, messaging and other non-class related activities are not allowed at any time. Any person caught using laptops for non-class related activities will be subject to losing points on the next assignment that is due.
6. Harassment of your fellow students of any kind will not be tolerated.

No children, friends, family members or guests are allowed in the class without prior approval.









Conduct of Class and Care of the Facility



Please note the following rules for the conduct of the class.












1. Class will begin at the appointed time.
2. Class is dismissed when so indicated by the instructor. Students are expected to be on time and stay throughout the entire class period. Leaving the classroom before the class is dismissed without prior approval from the instructor will result in an absence for that day.
3. All class members are required to keep the classroom in a clean and orderly manner to facilitate the number of students using it each day.
4. Handouts and Courses Resources will be posted to eCourses and/or Connect Art. It is your responsibility to download and print the course resources. Connect.mheducation.com








16-Week Semester Calendar

This schedule is subject to change as the semester proceeds in order to cover the most important material in the time allotted. Any revisions will be duly noted and announced in class.

	Registration/Assembly Dates		Dates exam scores will be posted
	Key Dates		Holidays
	Graduation Applications		Guest lectures
	Dates for Exams		Project Team Workshop

Week One: Topic	Course Introduction; Living with Art, What is Art?, Themes in Art		
Chapter (s):	Chapter 1-3		
Assignment (s):	See Connect		
University Events: 			
Week Two: Topic	Living with Art, What is Art?, Themes in Art		
Chapter (s):	Chapter 1-3		
Assignment (s):	See Connect		
University Events: 			
Week Three: Topic	The Vocabulary of Art		
Chapter (s):	Chapter 4-5		
Assignment (s):	See Connect		
University Events:			
Week Four: Topic	2D and 3D Media and Design		
Chapter (s):	Chapter 6-13		
Assignment (s):	See Connect		

University Events: 	
Week Five: Topic	2D and 3D Media and Design
Chapter (s):	Chapter 6-13
Assignment (s):	See Connect
University Events: 	
Week Six: Topic	2D and 3D Media and Design
Chapter (s):	Chapter 6-13
Assignment (s):	See Connect
University Events: 	
Week Seven: Topic	2D and 3D Media and Design
Chapter (s):	Chapter 6-13
Assignment (s):	See Connect
University Events: 	
Week Eight: Topic	Midterm
Chapter (s):	
Assignment (s):	
University Events: 	
Mid-Term Exam 	
Week Nine: Topic	History of Art
Chapter (s):	Chapter 14-20
Assignment (s):	See Connect
University Events: 	 MID-TERM EXAM GRADES DUE
Week Ten: Topic	History of Art
Chapter (s):	Chapter 14-20
Assignment (s):	See Connect
University Events: 	
Week Eleven: Topic	History of Art
Chapter (s):	Chapter 14-20
Assignment (s):	See Connect
University Events: 	NOTE! WITHDRAW FROM COURSE "WITH RECORD ("W") ENDS.
Week Twelve: Topic	History of Art
Chapter (s):	Chapter 14-20
Assignment (s):	See Connect
University Events: 	

Week Thirteen: Topic	History of Art	
Chapter (s):	Chapter 14-20	
Assignment (s):	See Connect	
University Events: 		
Week Fourteen: Topic	History of Art	
Chapter (s):	Chapter 14-20	
Assignment (s):	See Connect	
University Events: 		Instructors are to begin restoring studios and lecture rooms to original condition prior to giving Exam #3, Final Exam or conducting final project reviews/presentations.
Week Fifteen Topic	Final Exam	
Chapter (s):		
Assignment (s):		
University Events: 		Course Review Day
		Last Day to Withdraw from the University (ALL courses)
Week Sixteen		
		FINAL EXAMINATION PERIOD
		FINAL GRADES DUE FOR GRADUATING CANDIDATES
		COMMENCEMENT
		FINAL GRADES DUE FOR ALL STUDENTS

Student Support and Success

John B. Coleman Library

The library and its partners have as their mission "to provide resources and instructional material in support of the evolving curriculum, as a partner in Prairie View A&M University's mission of teaching, research, and service" and to support the University's core values of "access and quality, diversity, leadership, relevance, and social responsibility" through emphasis on ten key areas of service. It maintains library collections and access both on campus, online, and through local agreements to further the educational goals of students and faculty.

Center for Academic Support

The Center for Academic Support (CAS) offers Tutoring via peer tutoring. The services include workshops (i.e., Save My Semester, Recalculate Your Route), seminars (i.e., Tools You Can Use: TI-84), group review sessions (i.e., College Algebra Topic Reviews, GRE Preparation), group study opportunities (i.e., TSIA, HESI, Study Break, Exam Cram), and test-taking strategies (How to take Notes, Study Buddy, 5 Day Study Guide). The Tutoring Center is a nationally certified tutoring program through the National Tutoring Association. The peer tutors are trained and certified by the coordinator each semester. Location: J.B. Coleman Library

COMPASS

The Center for the Oversight and Management of Personalized Academic Student Success (COMPASS) is designed to help Prairie View students in their second year and beyond navigate towards graduation by providing the following services: Academic Advisement, Targeted Tutorials for Personalized Learning, Campus-Wide Referrals, and Academic & Social Workshops. Location: J.B. Coleman Library

Writing Center

The Writing Center provides student consultants on all aspects of the writing process and a variety of writing assignments. Writing Center consultations assist students in such areas as prewriting, brainstorming, audience awareness, organization, research, and citation. Location: Hilliard Hall 121

University Rules and Procedures

Disability statement (See Student Handbook):

Students with disabilities, including learning disabilities, who wish to request accommodations in class should register with the Services for Students with Disabilities (SSD) early in the semester so that appropriate arrangements may be made. In accordance with federal laws, a student requesting special accommodations must provide documentation of their disability to the SSD coordinator.

Academic misconduct (See Student Handbook):

You are expected to practice academic honesty in every aspect of this course and all other courses. Make sure you are familiar with your Student Handbook, especially the section on academic misconduct. Students who engage in academic misconduct are subject to university disciplinary procedures.

Forms of academic dishonesty:

1. Cheating: deception in which a student misrepresents that he/she has mastered information on an academic exercise that he/she has not mastered; giving or receiving aid unauthorized by the instructor on assignments or examinations.
2. Academic misconduct: tampering with grades or taking part in obtaining or distributing any part of a scheduled test.
3. Fabrication: use of invented information or falsified research.
4. Plagiarism: unacknowledged quotation and/or paraphrase of someone else's words, ideas, or data as one's own in work submitted for credit. Failure to identify information or essays from the Internet and

submitting them as one's own work also constitutes plagiarism.

Nonacademic misconduct (See Student Handbook)

The university respects the rights of instructors to teach and students to learn. Maintenance of these rights requires campus conditions that do not impede their exercise. Campus behavior that interferes with either (1) the instructor's ability to conduct the class, (2) the inability of other students to profit from the instructional program, or (3) campus behavior that interferes with the rights of others will not be tolerated. An individual engaging in such disruptive behavior may be subject to disciplinary action. Such incidents will be adjudicated by the Dean of Students under nonacademic procedures.

Sexual misconduct (See Student Handbook):

Sexual harassment of students and employers at Prairie View A&M University is unacceptable and will not be tolerated. Any member of the university community violating this policy will be subject to disciplinary action.

Attendance Policy

Prairie View A&M University requires regular class attendance. Excessive absences will result in lowered grades. Excessive absenteeism, whether excused or unexcused, may result in a student's course grade being reduced or in assignment of a grade of "F". Absences are accumulated beginning with the first day of class.

Student Academic Appeals Process

Authority and responsibility for assigning grades to students rests with the faculty. However, in those instances where students believe that miscommunication, errors, or unfairness of any kind may have adversely affected the instructor's assessment of their academic performance, the student has a right to appeal by the procedure listed in the Undergraduate Catalog and by doing so within thirty days of receiving the grade or experiencing any other problematic academic event that prompted the complaint.

Disability statement (See Student Handbook):

Students with disabilities, including learning disabilities, who wish to request accommodations in class should register with the Services for Students with Disabilities (SSD) early in the semester so that appropriate arrangements may be made. In accordance with federal laws, a student requesting special accommodations must provide documentation of their disability to the SSD coordinator.

TECHNICAL CONSIDERATIONS

Minimum Recommended Hardware and Software:

- Intel PC or Laptop with Windows 7; Mac with OS X; Smartphone or iPad/Tablet with Wi-Fi
- High speed Internet access
- 8 GB Memory
- Hard drive with 320 GB storage space
- 15" monitor, 800x600, color or 16 bit
- Sound card w/speakers
- Microphone and recording software
- Keyboard & mouse
- Most current version of Google Chrome, Safari, Internet Explorer or Firefox

Note: Be sure to enable Java & pop-ups

Participants should have a basic proficiency of the following computer skills:

- Sending and receiving email
- A working knowledge of the Internet
- Proficiency in Microsoft Word (or a program convertible to Word)
- Proficiency in the Acrobat PDF Reader
- Basic knowledge of Windows or Mac O.S.

Netiquette (online etiquette):

Students are expected to participate in all discussions and virtual classroom chats as directed. Students are to be respectful and courteous to others on discussions boards. Foul or abusive language will not be tolerated.

Technical Support:

Students should go to <https://mypassword.pvamu.edu/> if they have password issues. The page will provide instructions for resetting passwords and contact information if login issues persist. For other technical questions regarding eCourses, call the Office of Distance Learning at 936-261-3283

Communication Expectations and Standards:

Emails or discussion postings will receive a response from the instructor, usually in less than 48 hours. Urgent emails should be marked as such. Check regularly for responses.

Discussion Requirement:

Online courses often require minimal to no face-to-face meetings. However, conversations about the readings, lectures, materials, and other aspects of the course can take place in a seminar fashion. This will be accomplished by the use of the discussion board. The exact use of discussion will be determined by the instructor.

It is strongly suggested that students type their discussion postings in a word processing application and save it to their PC or a removable drive before posting to the discussion board. This is important for two reasons: 1) If for some reason your discussion responses are lost in your online course, you will have another copy; 2) Grammatical errors can be greatly minimized by the use of the spell-and-grammar check functions in word processing applications. Once the post(s) have been typed and corrected in the word processing application, it should be copied and pasted to the discussion board.

STATEMENT OF AGREEMENT

I have read the Course Syllabus for **ARTS 1203-P04 Introduction to Visual Art** for the Spring Semester 2017, including the Class Lecture and Event Schedule, and agree to abide by the conditions for the class as spelled out in this document. My signature indicates my personal commitment to meeting the course objectives and succeeding in this educational endeavor.

Signature-Student

Student name (Please print neatly)

Student ID #

Date

Signature-Instructor

Instructors name

Date

RETURN THIS PAGE FROM THE SYLLABUS TO THE INSTRUCTOR TO COMPLETE YOUR ENROLLMENT IN THIS COURSE.

 **RECEIVED WITH STUDENT'S SIGNATURE:** _____

☒ **ENTERED INTO GRADE BOOK:** _____
