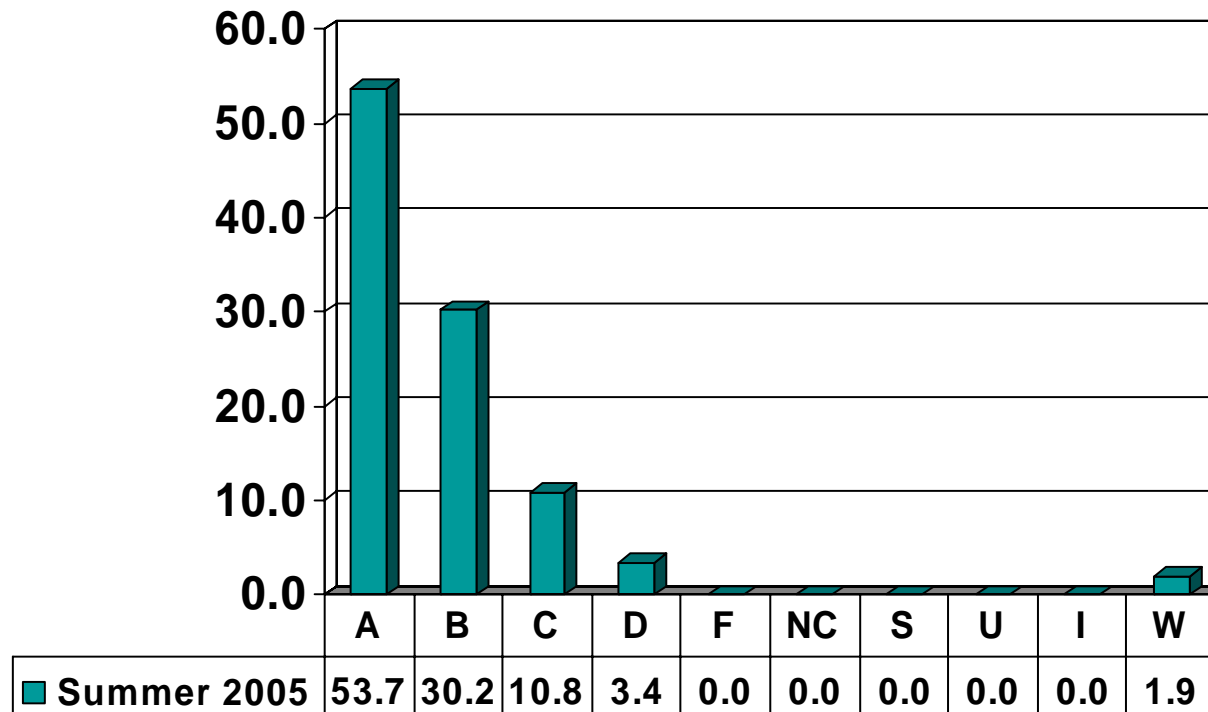


Prairie View A&M University  
Grade Distribution Report  
Summer 2005

Undergraduate Grade  
Distribution by Course

# NURSING

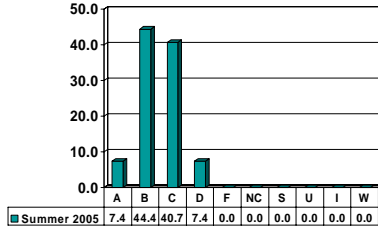
Undergraduate Courses – No. of Grades = 268



Note: Percent columns show rounded figures and may not total 100%.

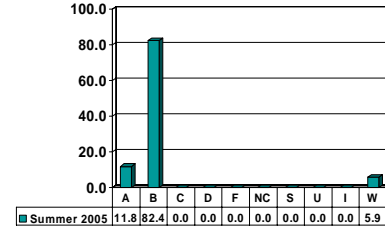
### NURSING 3003

Junior UG – No. of Grades = 27



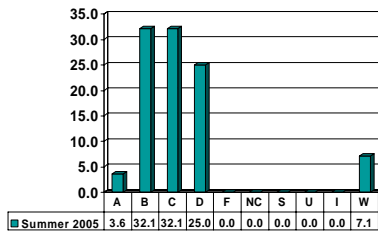
### NURSING 3013

Junior UG – No. of Grades = 17



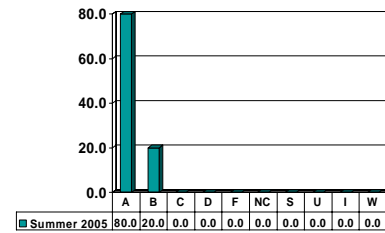
### NURSING 3023

Junior UG – No. of Grades = 28



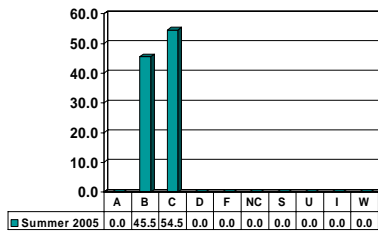
### NURSING 3102

Junior UG – No. of Grades = 15



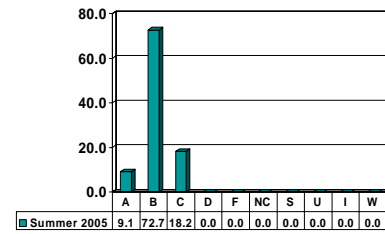
### NURSING 3193

Junior UG – No. of Grades = 11



### NURSING 3292

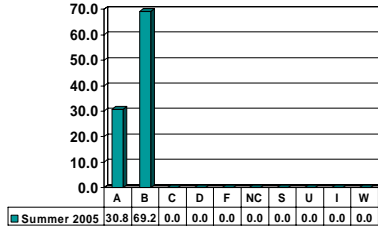
Junior UG – No. of Grades = 11



Note: Percent columns show rounded figures and may not total 100%.

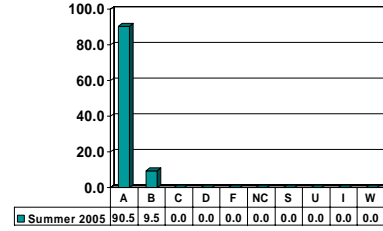
### NURSING 4013

Senior UG – No. of Grades = 13



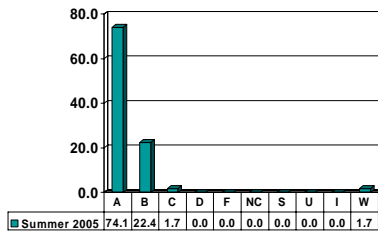
### NURSING 4032

Senior UG – No. of Grades = 21



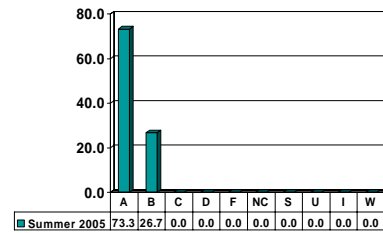
### NURSING 4123

Senior UG – No. of Grades = 58



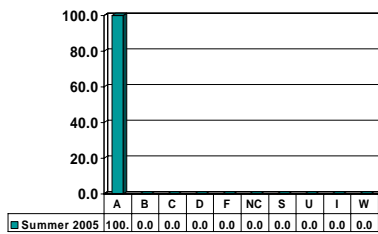
### NURSING 4192

Senior UG – No. of Grades = 15



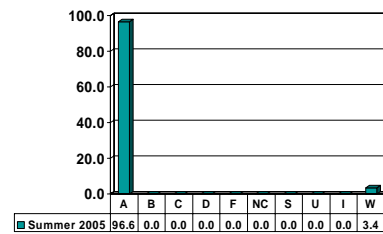
### NURSING 4292

Senior UG – No. of Grades = 15



### NURSING 4373

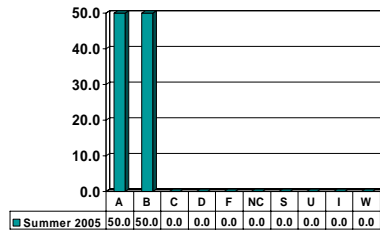
Senior UG – No. of Grades = 29



Note: Percent columns show rounded figures and may not total 100%.

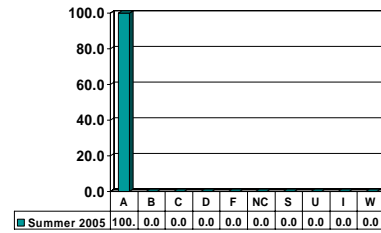
## NURSING 4991

Senior UG – No. of Grades = 4



## NURSING 4993

Senior UG – No. of Grades = 4



Note: Percent columns show rounded figures and may not total 100%.