

**PRAIRIE VIEW A&M UNIVERSITY
ENROLLMENT SNAPSHOTS**



Summer 2017



Enrollment by Gender and Level

TERM: Summer 2017 COLLEGE: All DEPT: All MAJOR: All LEVEL: All CLASS: All GENDER: All ETHNICITY: All TIME STATUS: All STUDENT TYPE: All RESIDENCY: All

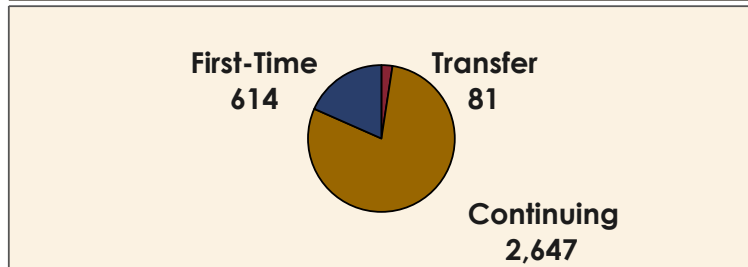
Summer 2017

LEVEL	GENDER		
	Male	Female	Grand Total
Undergraduate	1,058	1,612	2,670
Post Baccalaureate	1	9	10
Graduate	170	420	590
Doctorate	30	42	72
Grand Total	1,259	2,083	3,342

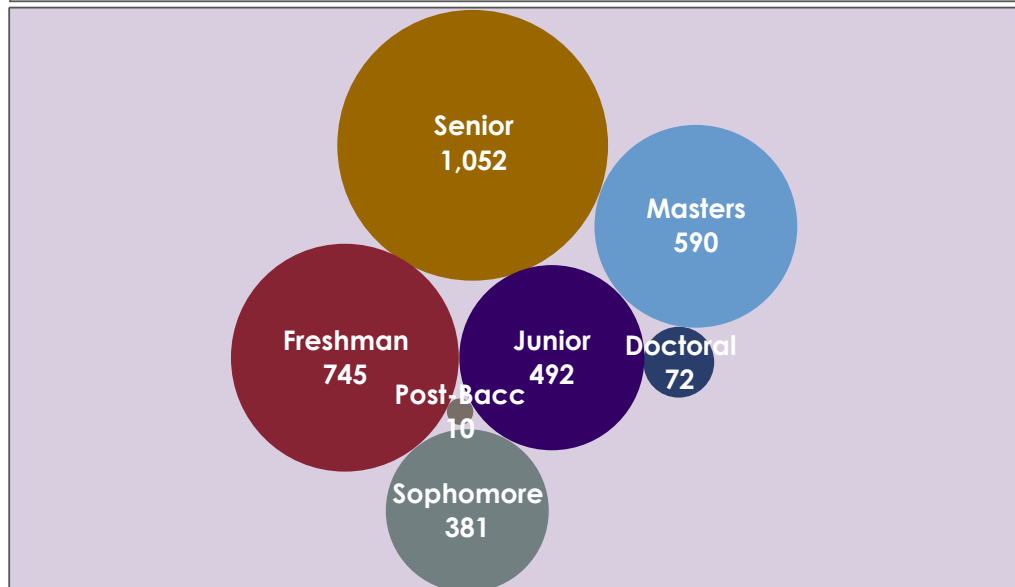
GENDER



STUDENT TYPE



CLASS





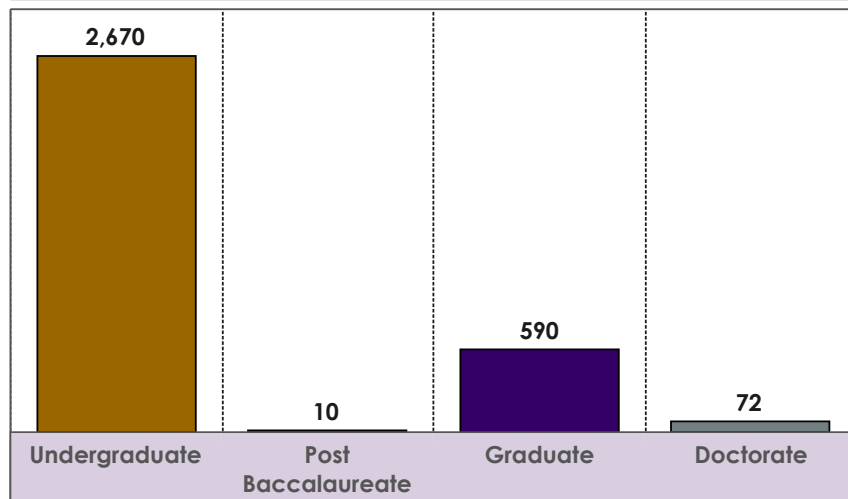
Enrollment by Classification

TERM: Summer 2017
 COLLEGE: All
 DEPT: All
 MAJOR: All
 LEVEL: All
 CLASS: All
 GENDER: All
 ETHNICITY: All
 TIME STATUS: All
 STUDENT TYPE: All
 RESIDENCY: All

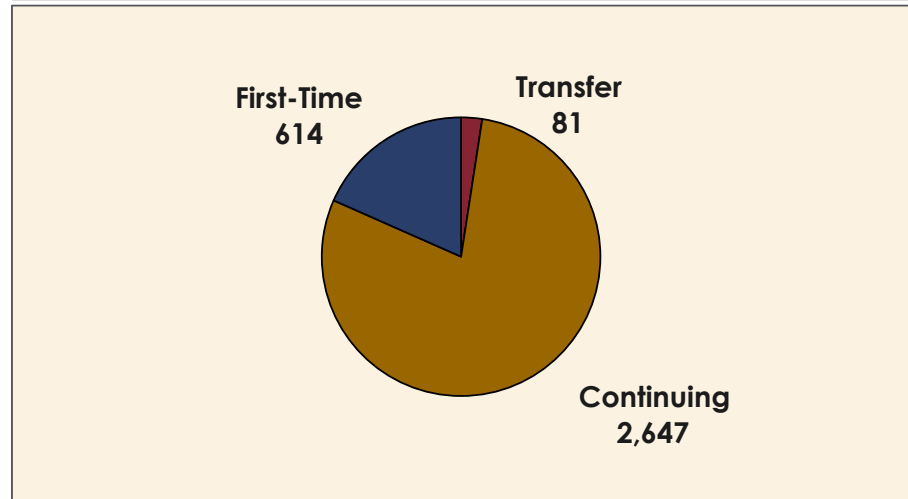
Summer 2017

CLASS	GENDER		
	Male	Female	Grand Total
Freshman	325	420	745
Sophomore	145	236	381
Junior	185	307	492
Senior	403	649	1,052
Post-Bacc	1	9	10
Masters	170	420	590
Doctoral	30	42	72
Grand Total	1,259	2,083	3,342

LEVEL



STUDENT TYPE





Enrollment by Time Status

TERM: Summer 2017
 COLLEGE: All
 DEPT: All
 MAJOR: All
 LEVEL: All
 CLASS: All
 GENDER: All
 ETHNICITY: All
 TIME STATUS: All
 STUDENT TYPE: All
 RESIDENCY: All

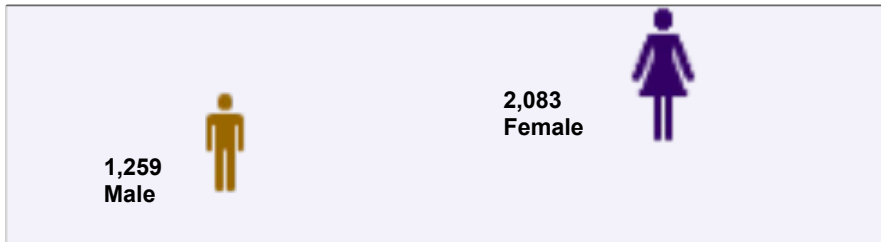
Summer 2017

LEVEL	TIME STATUS		
	Full Time	Part Time	Grand Total
Undergraduate	188	2,482	2,670
Post Baccalaureate		10	10
Graduate	160	430	590
Doctorate	9	63	72
Grand Total	357	2,985	3,342

ETHNICITY

African American	2,774
White	75
Hispanic	251
Asian	84
Am Indian/Alaskan	12
Nat Hawaiian/Pacific Isl	4
International	87
Multi-Racial	45
Race Unknown	10

GENDER



SEMESTER CREDIT HOURS

Ag and Hum Sci	914
Architecture	1,506
Arts and Sciences	4,616
Business	2,742
Education	4,216
Engineering	2,712
Juv Jus and Psyc	2,207
Nursing	2,327



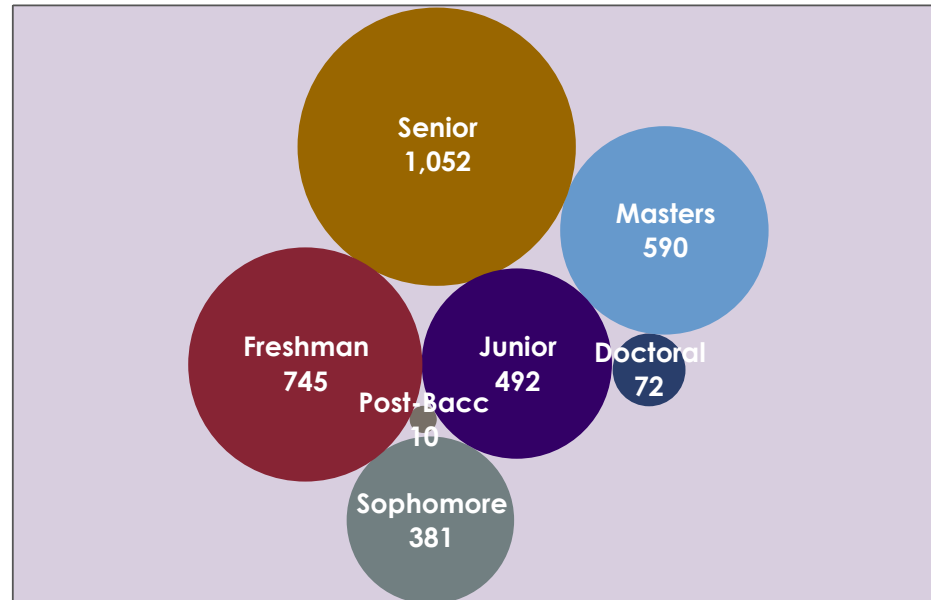
Enrollment by Student Type

TERM: Summer 2017
 COLLEGE: All
 DEPT: All
 MAJOR: All
 LEVEL: All
 CLASS: All
 GENDER: All
 ETHNICITY: All
 TIME STATUS: All
 STUDENT TYPE: All
 RESIDENCY: All

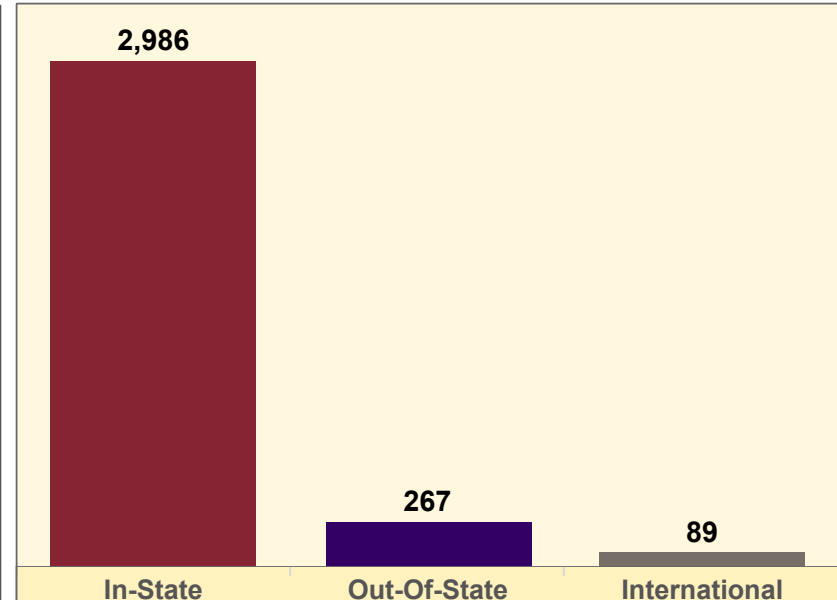
Summer 2017

STUDENT TYPE	GENDER		
	Male	Female	Grand Total
First-Time	253	361	614
Continuing	975	1,672	2,647
Transfer	31	50	81
Grand Total	1,259	2,083	3,342

CLASS



RESIDENCY



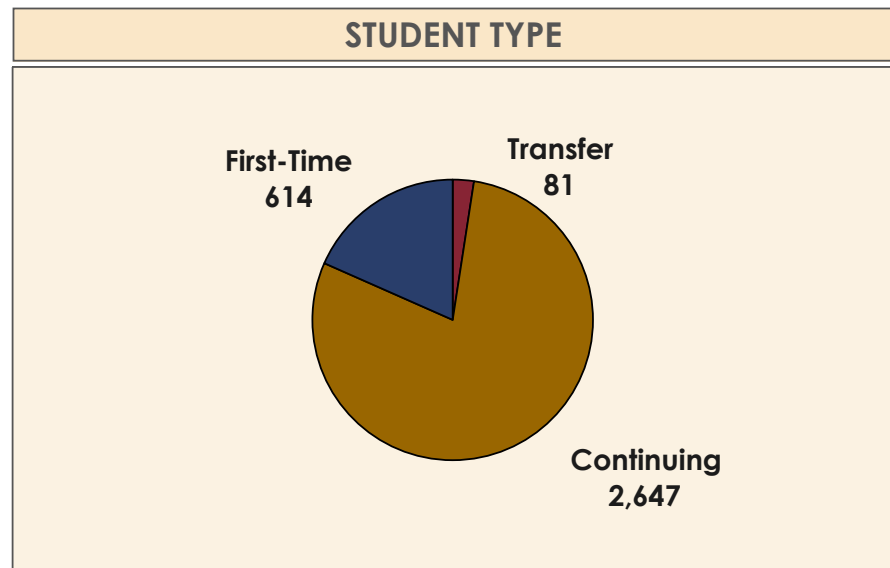



Enrollment by Ethnicity

TERM Summer 2017
 COLLEGE All
 DEPT All
 MAJOR All
 LEVEL All
 CLASS All
 GENDER All
 ETHNICITY All
 TIME STATUS All
 STUDENT TYPE All
 RESIDENCY All

Summer 2017

ETHNICITY	GENDER		
	Male	Female	Grand Total
African American	996	1,778	2,774
White	35	40	75
Hispanic	109	142	251
Asian	37	47	84
Am Indian/Alaskan	6	6	12
Nat Hawaiian/Pacific Isl	1	3	4
International	53	34	87
Multi-Racial	20	25	45
Race Unknown	2	8	10
Grand Total	1,259	2,083	3,342





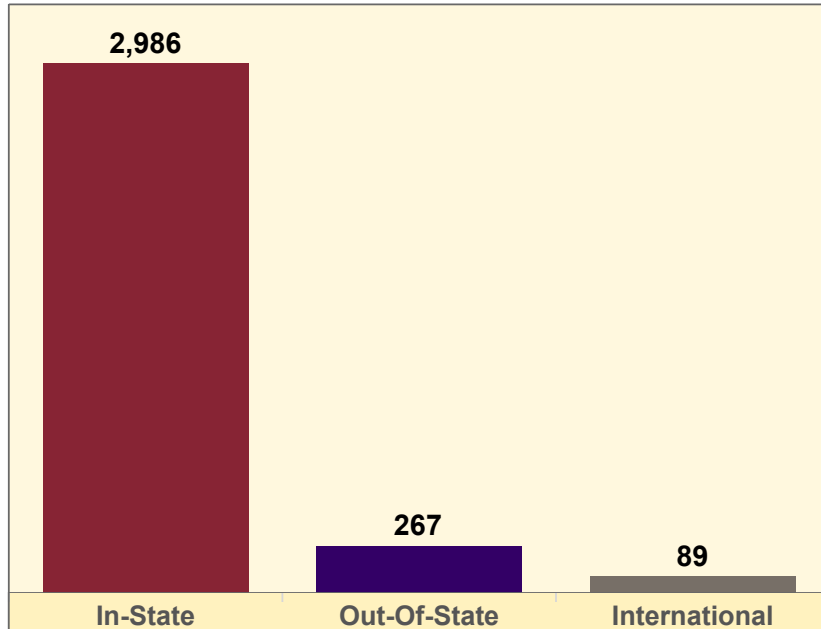
Enrollment by Residency

TERM: Summer 2017 | COLLEGE: All | DEPT: All | MAJOR: All | LEVEL: All | CLASS: All | GENDER: All | ETHNICITY: All | TIME STATUS: All | STUDENT TYPE: All | RESIDENCY: All

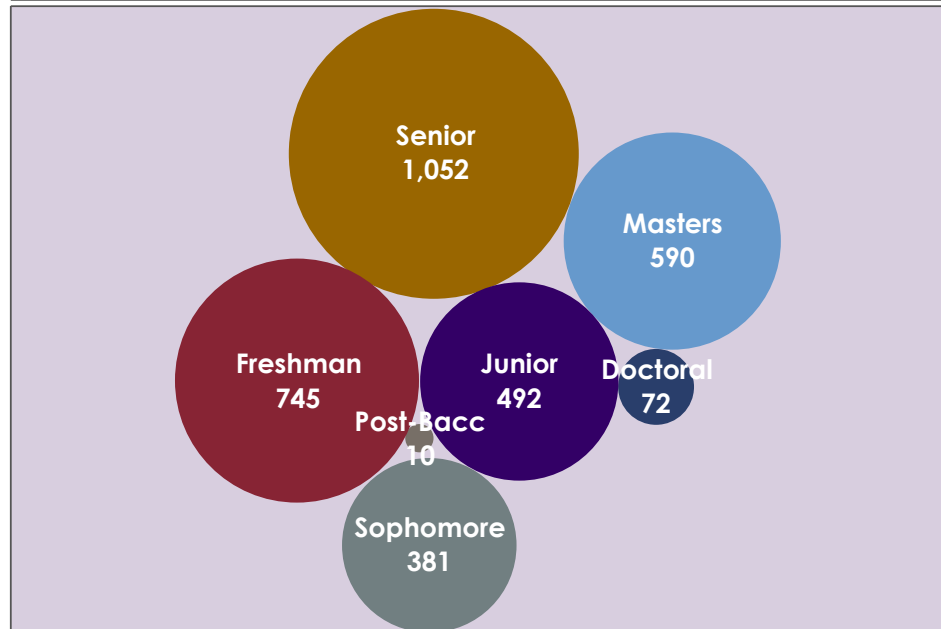
Summer 2017

RESIDENCY	GENDER		
	Male	Female	Grand Total
In-State	1,107	1,879	2,986
Out-Of-State	98	169	267
International	54	35	89
Grand Total	1,259	2,083	3,342

RESIDENCY



CLASS





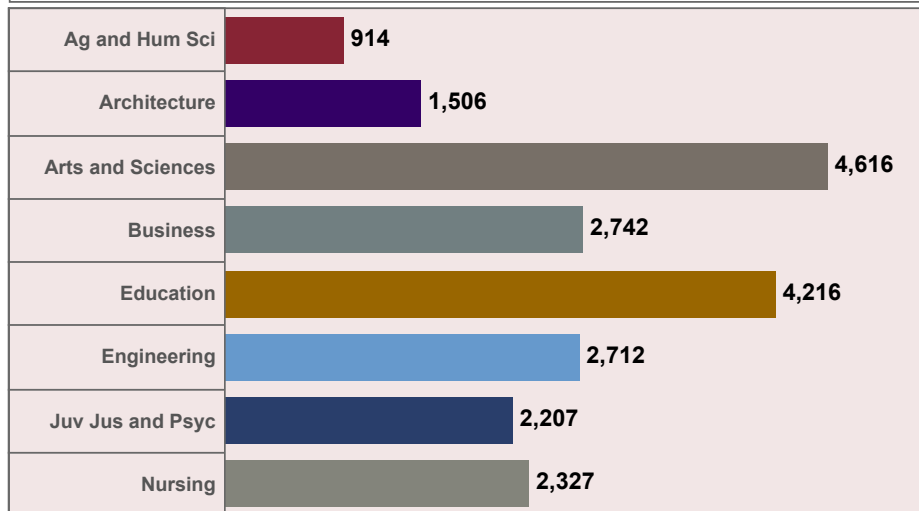
Enrollment by Semester Credit Hours

TERM: Summer 2017 | COLLEGE: All | DEPT: All | MAJOR: All | LEVEL: All | CLASS: All | GENDER: All | ETHNICITY: All | TIME STATUS: All | STUDENT TYPE: All | RESIDENCY: All

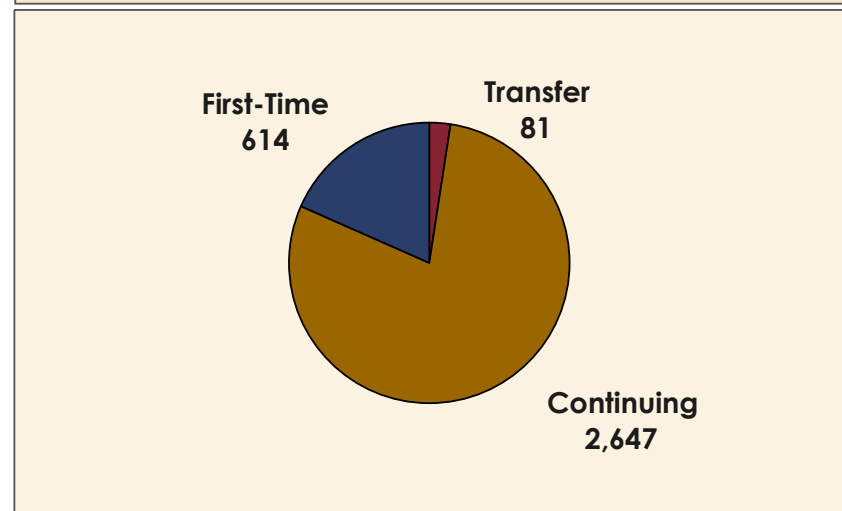
Summer 2017

COLLEGE	ENROLLMENT	SCH
Ag and Hum Sci	147	914
Architecture	200	1,506
Arts and Sciences	678	4,616
Business	450	2,742
Education	655	4,216
Engineering	482	2,712
Juv Jus and Psyc	335	2,207
Nursing	395	2,327
Grand Total	3,342	21,240

SEMESTER CREDIT HOURS



STUDENT TYPE




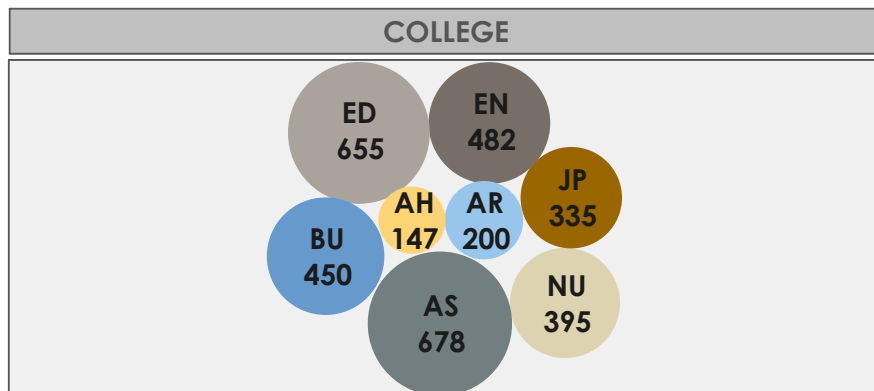


Enrollment by College

TERM Summer 2017 COLLEGE All DEPT All MAJOR All LEVEL All CLASS All GENDER All ETHNICITY All TIME STATUS All STUDENT TYPE All RESIDENCY All

Summer 2017

COLLEGE	Level	TIME STATUS		
		Full Time	Part Time	Grand Total
Ag and Hum Sci	UG	6	108	114
	GR	5	28	33
Architecture	UG	40	122	162
	GR	15	23	38
Arts and Sciences	UG	57	609	666
	GR		12	12
Business	UG	17	282	299
	GR	38	113	151
Education	UG	30	349	379
	PB		10	10
	GR	73	150	223
	DR	4	39	43
Engineering	UG	7	422	429
	GR	3	43	46
	DR		7	7
Juv Jus and Psyc	UG	29	267	296
	GR	12	16	28
	DR		11	11
Nursing	UG	2	323	325
	GR	14	45	59
	DR	5	6	11
Grand Total		357	2,985	3,342





Enrollment by College and Level

TERM Summer 2017
 COLLEGE All
 DEPT All
 MAJOR All
 LEVEL All
 CLASS All
 GENDER All
 ETHNICITY All
 TIME STATUS All
 STUDENT TYPE All
 RESIDENCY All

Summer 2017

COLLEGE	Level	TIME STATUS		
		Full Time	Part Time	Grand Total
Ag and Hum Sci	UG	6	108	114
	GR	5	28	33
Architecture	UG	40	122	162
	GR	15	23	38
Arts and Sciences	UG	57	609	666
	GR		12	12
Business	UG	17	282	299
	GR	38	113	151
Education	UG	30	349	379
	PB		10	10
	GR	73	150	223
	DR	4	39	43
Engineering	UG	7	422	429
	GR	3	43	46
	DR		7	7
Juv Jus and Psyc	UG	29	267	296
	GR	12	16	28
	DR		11	11
Nursing	UG	2	323	325
	GR	14	45	59
	DR	5	6	11
Grand Total		357	2,985	3,342

Full-Time Definition: UG=12+ SCH; PB=9+SCH; MS=9+ SCH; DR=6+ SCH



Enrollment by Department

TERM Summer 2017 COLLEGE All DEPT All MAJOR All LEVEL All CLASS All GENDER All ETHNICITY All TIME STATUS All STUDENT TYPE All RESIDENCY All

Summer 2017

COLLEGE	DEPT	TIME STATUS		
		Full Time	Part Time	Grand Total
Ag and Hum Sci	Ag Nutr and Hum Eco	11	136	147
Architecture	Architecture	55	145	200
Arts and Sciences	Biology	31	251	282
	Chemistry & Physics		49	49
	Lang and Comm	9	94	103
	Mathematics	1	9	10
	Music Theatre	6	84	90
	Soc Wk, Behav and Pol Sci	10	134	144
Business	Acctg, Fin and MISY	18	128	146
	Business Admin	25	80	105
	Mgmt and Marketing	12	187	199
Education	Curriculum and Instr	24	135	159
	Ed Leadership and CNSL	60	164	224
	Health and Hum Perf	17	138	155
	Health and Kinesiology	6	111	117
Engineering	Chemical Engr	1	107	108
	Civil and Envir Engr	1	57	58
	Computer Sci		53	53
	Elec and Computer Engr	5	111	116
	Engr Technology		12	12
	Mechanical Engr	3	132	135
Juv Jus and Psyc	Justice Studies	34	159	193
	Psychology	7	135	142
Nursing	Nursing	21	374	395
Grand Total		357	2,985	3,342

Full-Time Definition: UG=12+ SCH; PB=9+SCH; MS=9+ SCH; DR=6+ SCH



Enrollment by Department and Level

TERM Summer 2017
 COLLEGE All
 DEPT All
 MAJOR All
 LEVEL All
 CLASS All
 GENDER All
 ETHNICITY All
 TIME STATUS All
 STUDENT TYPE All
 RESIDENCY All

Summer 2017

COLLEGE	DEPT	LEVEL				Grand Total
		Undergraduate	Post Baccalaureate	Graduate	Doctorate	
Ag and Hum Sci	Ag Nutr and Hum Eco	114		33		147
Architecture	Architecture	162		38		200
Arts and Sciences	Biology	282				282
	Chemistry & Physics	43		6		49
	Lang and Comm	103				103
	Mathematics	10				10
	Music Theatre	90				90
	Soc Wk, Behav and Pol Sci	138		6		144
Business	Acctg, Fin and MISY	100		46		146
	Business Admin			105		105
	Mgmt and Marketing	199				199
Education	Curriculum and Instr	122	2	35		159
	Ed Leadership and CNSL		8	173	43	224
	Health and Hum Perf	140		15		155
	Health and Kinesiology	117				117
Engineering	Chemical Engr	108				108
	Civil and Envir Engr	58				58
	Computer Sci	29		24		53
	Elec and Computer Engr	99		10	7	116
	Engr Technology	12				12
	Mechanical Engr	123		12		135
Juv Jus and Psyc	Justice Studies	163		27	3	193
	Psychology	133		1	8	142
Nursing	Nursing	325		59	11	395
Grand Total		2,670	10	590	72	3,342

Full-Time Definition: UG=12+ SCH; PB=9+SCH; MS=9+ SCH; DR=6+ SCH



Enrollment by Department and Ethnicity

TERM Summer 2017 COLLEGE All DEPT All MAJOR All LEVEL All CLASS All GENDER All ETHNICITY All TIME STATUS All STUDENT TYPE All RESIDENCY All

Summer 2017

COLLEGE	DEPT	ETHNICITY									
		African American	White	Hispanic	Asian	Am Indian/Alaskan	Nat Hawaiian/Pacific Isl	International	Multi-Racial	Race Unknown	Grand Total
Ag and Hum Sci	Ag Nutr and Hum Eco	128	5	9	2	1		1	1		147
Architecture	Architecture	132	6	48	1		2	6	4	1	200
Arts and Sciences	Biology	244	3	24	4	1		1	5		282
	Chemistry & Physics	36	1	6	3			2	1		49
	Lang and Comm	91	3	4				1	4		103
	Mathematics	4	1	1	4						10
	Music Theatre	72	1	11	1			3	1	1	90
	Soc Wk, Behav and Pol Sci	138	1	5							144
Business	Acctg, Fin and MISY	115	4	13	8			4	2		146
	Business Admin	89	4	2	4			5		1	105
	Mgmt and Marketing	184	2	10	1				2		199
Education	Curriculum and Instr	143	2	11	2					1	159
	Ed Leadership and CNSL	197	8	10	1			3	1	4	224
	Health and Hum Perf	142		9		1		2	1		155
	Health and Kinesiology	97	4	4		3		1	8		117
Engineering	Chemical Engr	86	4	3	10			5			108
	Civil and Envir Engr	46	2	5	3	1		1			58
	Computer Sci	26		2	3				22		53
	Elec and Computer Engr	83	3	5	3	1		18	2	1	116
	Engr Technology	11						1			12
	Mechanical Engr	106	3	7	7	1		8	2	1	135
Juv Jus and Psyc	Justice Studies	167	5	17		1			3		193
	Psychology	125	2	10	1			2	2		142
Nursing	Nursing	312	11	35	26	2	2	1	6		395
Grand Total		2,774	75	251	84	12	4	87	45	10	3,342

Full-Time Definition: UG=12+ SCH; PB=9+SCH; MS=9+ SCH; DR=6+ SCH



Enrollment by Department and Student Type

TERM Summer 2017 COLLEGE All DEPT All MAJOR All LEVEL All CLASS All GENDER All ETHNICITY All TIME STATUS All STUDENT TYPE All RESIDENCY All

Summer 2017

COLLEGE	DEPT	STUDENT TYPE			
		First-Time	Continuing	Transfer	Grand Total
Ag and Hum Sci	Ag Nutr and Hum Eco	28	116	3	147
Architecture	Architecture	35	161	4	200
Arts and Sciences	Biology	53	225	4	282
	Chemistry & Physics	8	39	2	49
	Lang and Comm	20	79	4	103
	Mathematics	1	8	1	10
	Music Theatre	31	59		90
	Soc Wk, Behav and Pol Sci	22	119	3	144
Business	Acctg, Fin and MISY	23	121	2	146
	Business Admin	15	90		105
	Mgmt and Marketing	41	152	6	199
Education	Curriculum and Instr	26	132	1	159
	Ed Leadership and CNSL	12	212		224
	Health and Hum Perf	3	152		155
	Health and Kinesiology	23	92	2	117
Engineering	Chemical Engr	14	90	4	108
	Civil and Envir Engr	24	32	2	58
	Computer Sci	9	42	2	53
	Elec and Computer Engr	25	89	2	116
	Engr Technology	4	8		12
	Mechanical Engr	38	91	6	135
Juv Jus and Psyc	Justice Studies	35	149	9	193
	Psychology	24	113	5	142
Nursing	Nursing	100	276	19	395
Grand Total		614	2,647	81	3,342

Full-Time Definition: UG=12+ SCH; PB=9+SCH; MS=9+ SCH; DR=6+ SCH



Enrollment by Department and Classification

TERM Summer 2017 COLLEGE All DEPT All MAJOR All LEVEL All CLASS All GENDER All ETHNICITY All TIME STATUS All STUDENT TYPE All RESIDENCY All

Summer 2017

COLLEGE	DEPT	CLASS							
		Freshman	Sophomore	Junior	Senior	Post-Bacc	Masters	Doctoral	Grand Total
Ag and Hum Sci	Ag Nutr and Hum Eco	33	16	14	51		33		147
Architecture	Architecture	36	27	24	75		38		200
Arts and Sciences	Biology	64	40	37	141				282
	Chemistry & Physics	15	5	8	15		6		49
	Lang and Comm	24	13	25	41				103
	Mathematics	2	1	1	6				10
	Music Theatre	47	18	12	13				90
	Soc Wk, Behav and Pol Sci	26	18	18	76		6		144
Business	Acctg, Fin and MISY	24	14	21	41		46		146
	Business Admin						105		105
	Mgmt and Marketing	58	33	44	64				199
Education	Curriculum and Instr	31	11	23	57	2	35		159
	Ed Leadership and CNSL					8	173	43	224
	Health and Hum Perf	2	11	38	89		15		155
	Health and Kinesiology	29	26	35	27				117
Engineering	Chemical Engr	22	12	21	53				108
	Civil and Envir Engr	27	7	10	14				58
	Computer Sci	15	6	4	4		24		53
	Elec and Computer Engr	35	10	17	37		10	7	116
	Engr Technology	4	1	1	6				12
	Mechanical Engr	40	19	17	47		12		135
Juv Jus and Psyc	Justice Studies	47	16	34	66		27	3	193
	Psychology	33	35	24	41		1	8	142
Nursing	Nursing	131	42	64	88		59	11	395
Grand Total		745	381	492	1,052	10	590	72	3,342

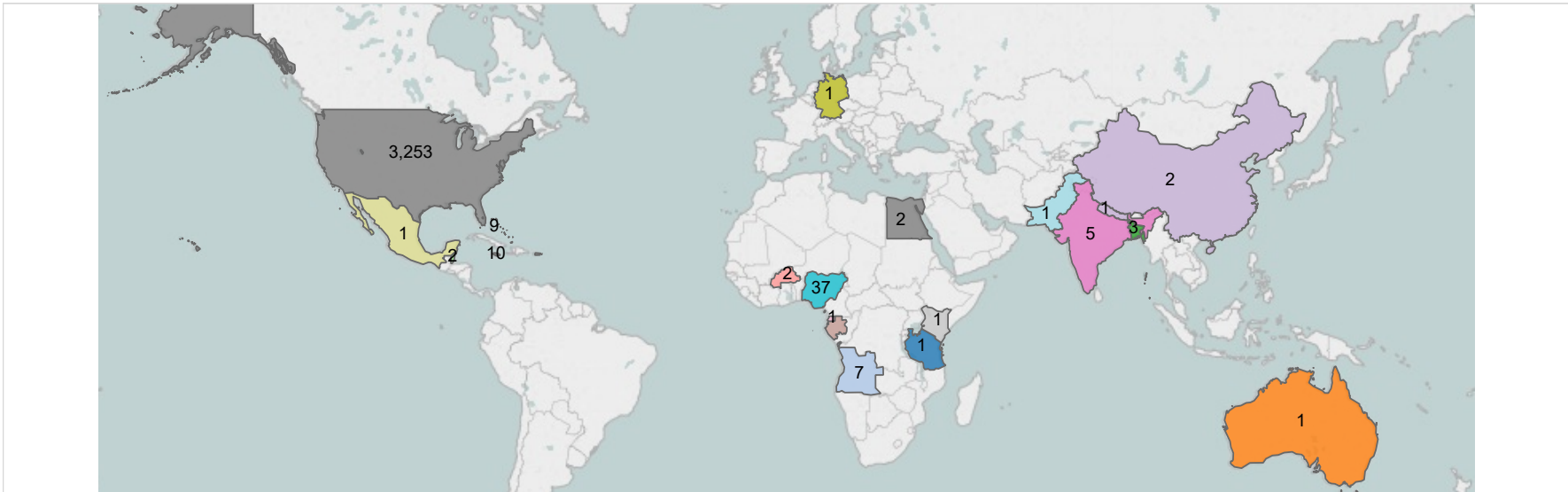
Full-Time Definition: UG=12+ SCH; PB=9+SCH; MS=9+ SCH; DR=6+ SCH



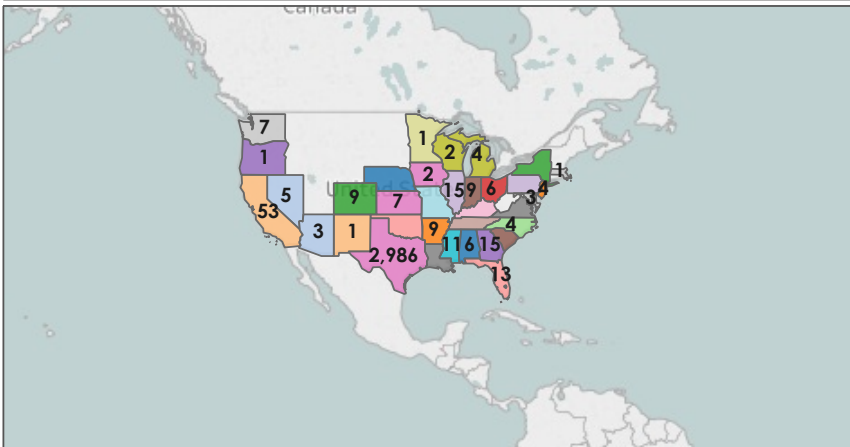
Enrollment by Geographical Distribution

TERM: Summer 2017
 COLLEGE: All
 DEPT: All
 MAJOR: All
 LEVEL: All
 CLASS: All
 GENDER: All
 ETHNICITY: All
 TIME STATUS: All
 STUDENT TYPE: All
 RESIDENCY: All

Summer 2017
COUNTRY



STATE



COUNTY

