

# PRAIRIE VIEW A&M UNIVERSITY ENROLLMENT SNAPSHOTS



Summer 2016



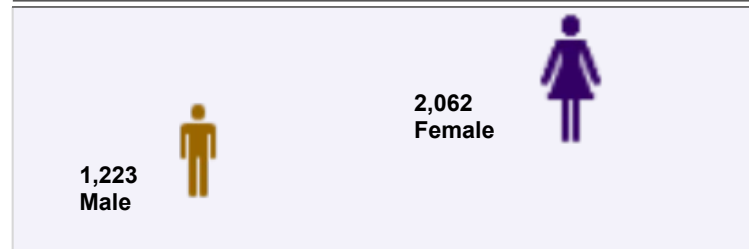
# Enrollment by Gender and Level

TERM: Summer 2016  
 COLLEGE: All  
 DEPT: All  
 MAJOR: All  
 LEVEL: All  
 CLASS: All  
 GENDER: All  
 ETHNICITY: All  
 TIME STATUS: All  
 STUDENT TYPE: All  
 RESIDENCY: All

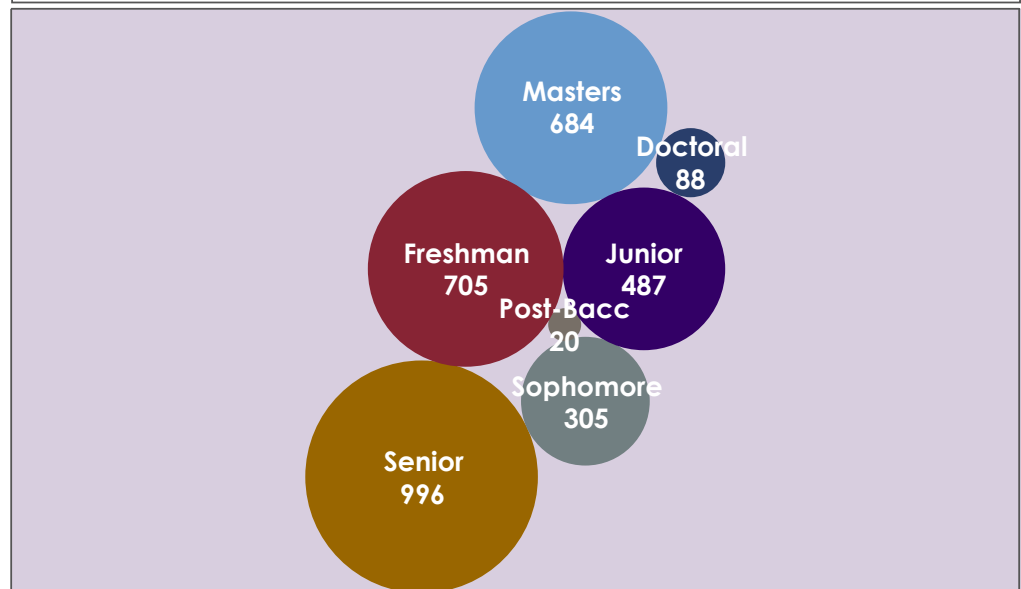
Summer 2016

LEVEL	GENDER		
	Male	Female	Grand Total
Undergraduate	1,001	1,492	2,493
Post Baccalaureate	2	18	20
Graduate	201	483	684
Doctorate	19	69	88
Grand Total	1,223	2,062	3,285

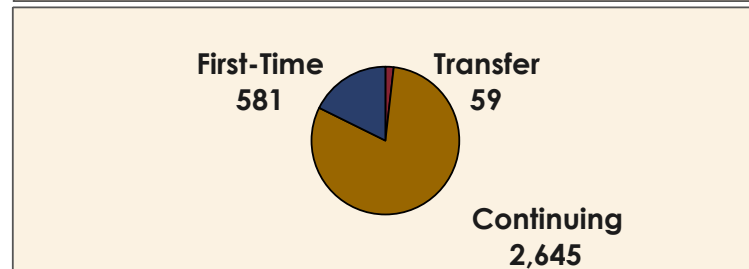
GENDER



CLASS



STUDENT TYPE





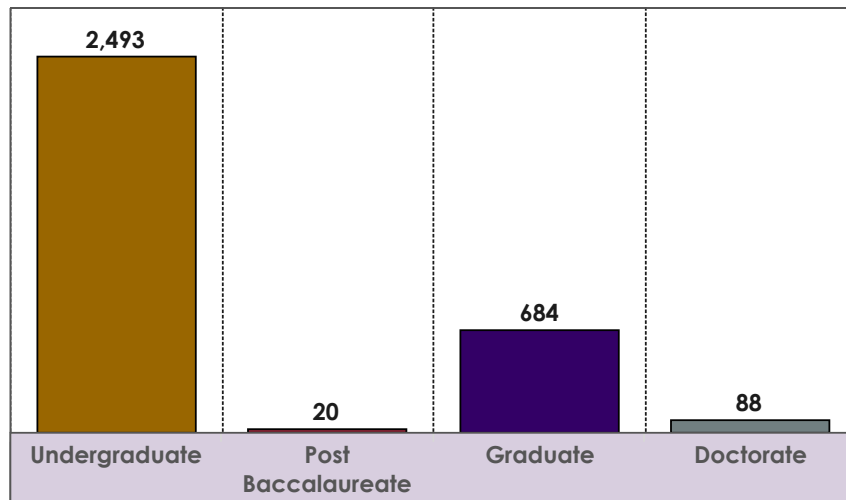
# Enrollment by Classification

TERM	COLLEGE	DEPT	MAJOR	LEVEL	CLASS	GENDER	ETHNICITY	TIME STATUS	STUDENT TYPE	RESIDENCY
Summer 2016	All	All	All	All	All	All	All	All	All	All

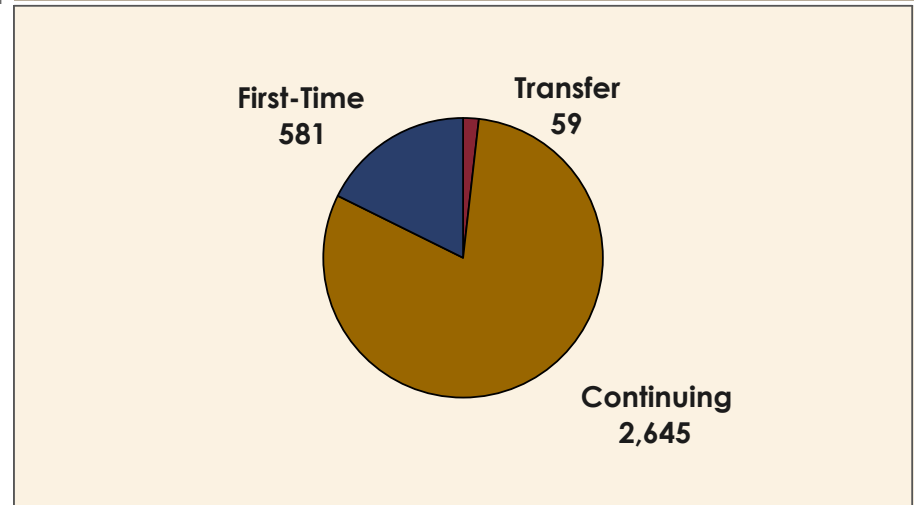
Summer 2016

CLASS	GENDER		
	Male	Female	Grand Total
Freshman	301	404	705
Sophomore	130	175	305
Junior	181	306	487
Senior	389	607	996
Post-Bacc	2	18	20
Masters	201	483	684
Doctoral	19	69	88
Grand Total	1,223	2,062	3,285

LEVEL



STUDENT TYPE





# Enrollment by Time Status

TERM Summer 2016    COLLEGE All    DEPT All    MAJOR All    LEVEL All    CLASS All    GENDER All    ETHNICITY All    TIME STATUS All    STUDENT TYPE All    RESIDENCY All

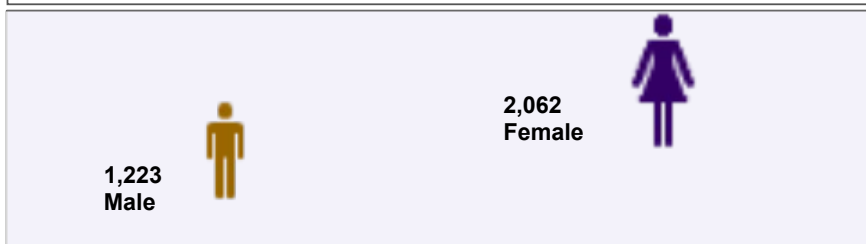
## Summer 2016

LEVEL	TIME STATUS		
	Full Time	Part Time	Grand Total
Undergraduate	212	2,281	2,493
Post Baccalaureate	2	18	20
Graduate	159	525	684
Doctorate	10	78	88
Grand Total	383	2,902	3,285

## ETHNICITY

African American	2,746
White	99
Hispanic	205
Asian	100
Am Indian/Alaskan	17
International	71
Multi-Racial	31
Race Unknown	16

## GENDER



## SEMESTER CREDIT HOURS

Ag and Hum Sci	691
Architecture	1,485
Arts and Sciences	4,088
Business	2,985
Education	4,505
Engineering	2,571
Juv Jus and Psyc	2,104
Nursing	2,568



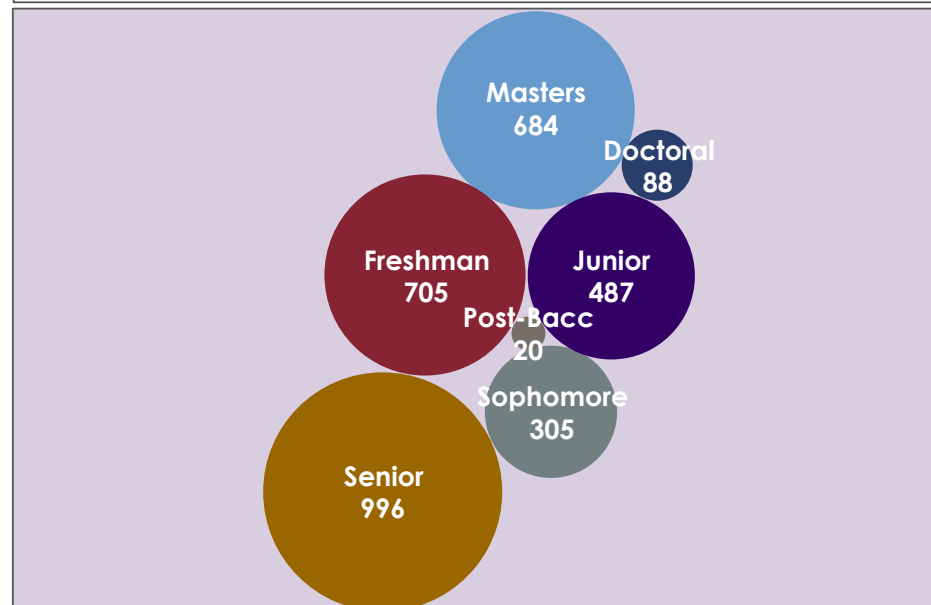
# Enrollment by Student Type

TERM Summer 2016   
 COLLEGE All   
 DEPT All   
 MAJOR All   
 LEVEL All   
 CLASS All   
 GENDER All   
 ETHNICITY All   
 TIME STATUS All   
 STUDENT TYPE All   
 RESIDENCY All

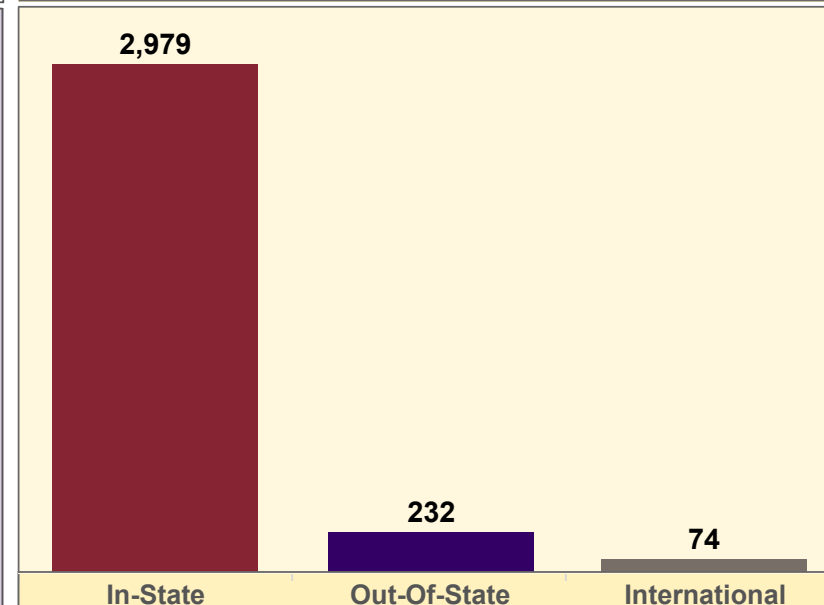
Summer 2016

STUDENT TYPE	GENDER		
	Male	Female	Grand Total
First-Time	259	322	581
Continuing	942	1,703	2,645
Transfer	22	37	59
Grand Total	1,223	2,062	3,285

CLASS



RESIDENCY





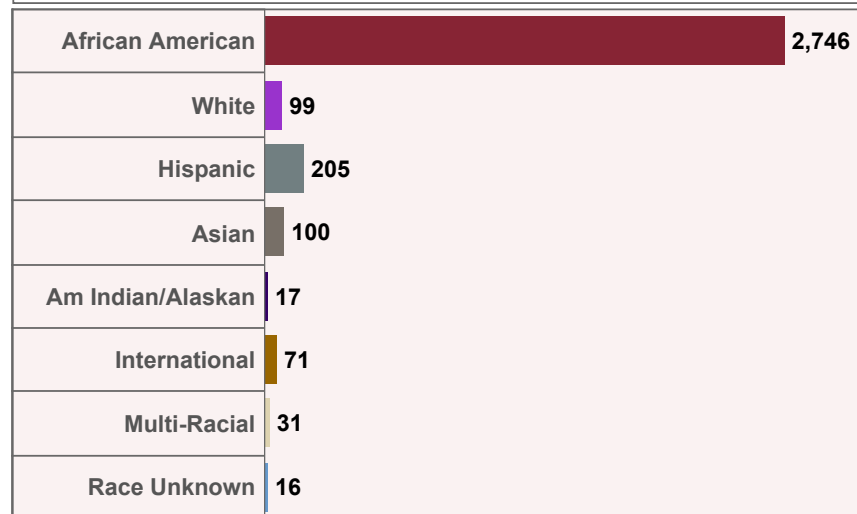
# Enrollment by Ethnicity

TERM Summer 2016   
 COLLEGE All   
 DEPT All   
 MAJOR All   
 LEVEL All   
 CLASS All   
 GENDER All   
 ETHNICITY All   
 TIME STATUS All   
 STUDENT TYPE All   
 RESIDENCY All

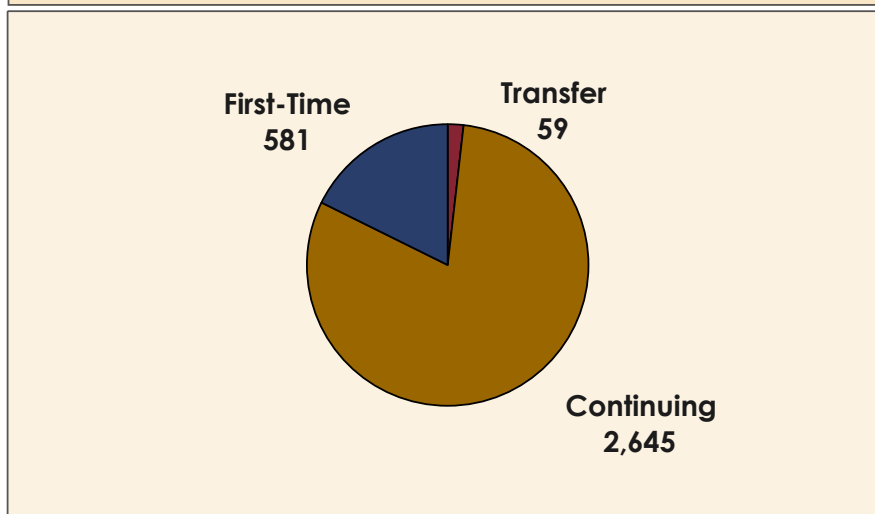
Summer 2016

ETHNICITY	GENDER		
	Male	Female	Grand Total
African American	986	1,760	2,746
White	44	55	99
Hispanic	82	123	205
Asian	42	58	100
Am Indian/Alaskan	7	10	17
International	42	29	71
Multi-Racial	12	19	31
Race Unknown	8	8	16
Grand Total	1,223	2,062	3,285

ETHNICITY



STUDENT TYPE



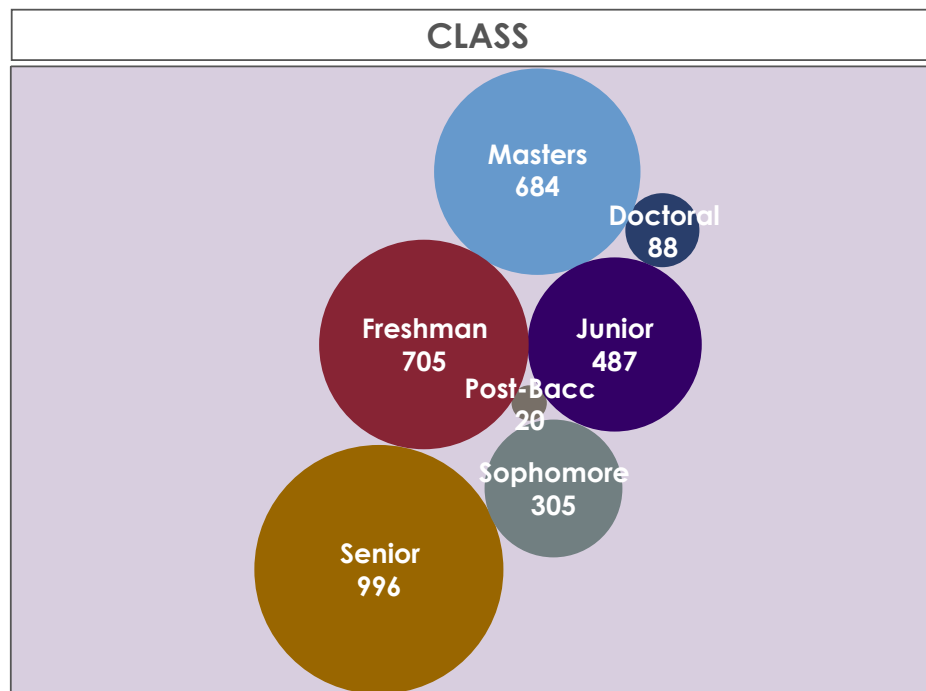
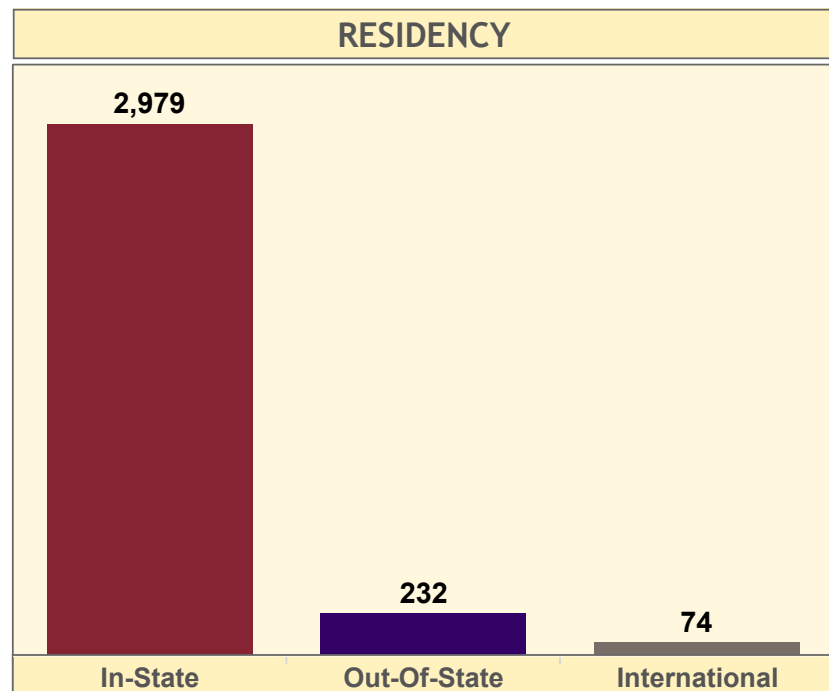


# Enrollment by Residency

TERM	COLLEGE	DEPT	MAJOR	LEVEL	CLASS	GENDER	ETHNICITY	TIME STATUS	STUDENT TYPE	RESIDENCY
Summer 2016	All	All	All	All	All	All	All	All	All	All

**Summer 2016**

RESIDENCY	GENDER		
	Male	Female	Grand Total
In-State	1,088	1,891	2,979
Out-Of-State	90	142	232
International	45	29	74
Grand Total	1,223	2,062	3,285





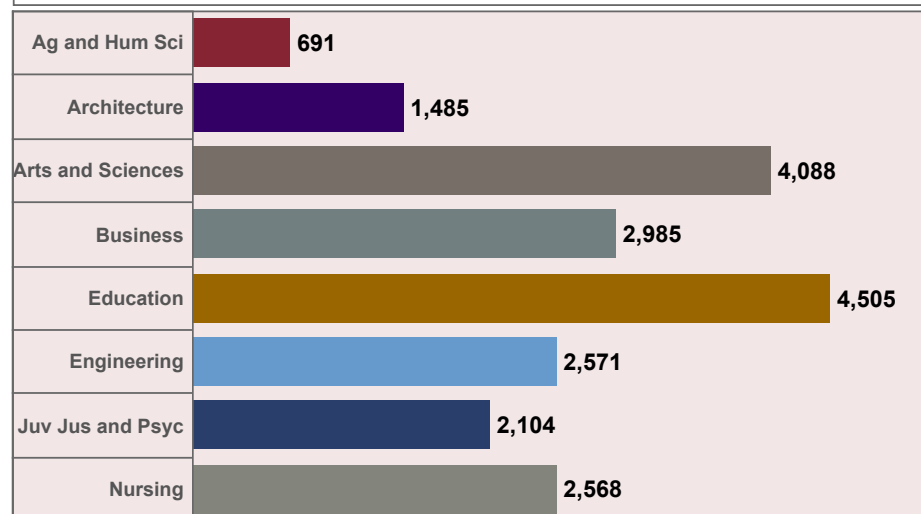
# Enrollment by Semester Credit Hours

TERM	COLLEGE	DEPT	MAJOR	LEVEL	CLASS	GENDER	ETHNICITY	TIME STATUS	STUDENT TYPE	RESIDENCY
Summer 2016	All	All	All	All	All	All	All	All	All	All

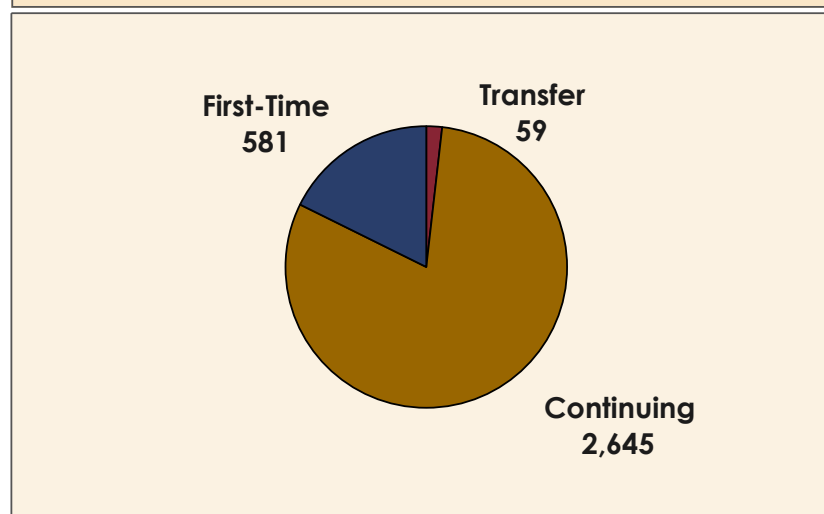
## Summer 2016

COLLEGE	ENROLLMENT	SCH
Ag and Hum Sci	115	691
Architecture	194	1,485
Arts and Sciences	598	4,088
Business	484	2,985
Education	695	4,505
Engineering	447	2,571
Juv Jus and Psyc	313	2,104
Nursing	439	2,568
Grand Total	3,285	20,997

## SEMESTER CREDIT HOURS



## STUDENT TYPE








# Enrollment by College

TERM Summer 2016    COLLEGE All    DEPT All    MAJOR All    LEVEL All    CLASS All    GENDER All    ETHNICITY All    TIME STATUS All    STUDENT TYPE All    RESIDENCY All

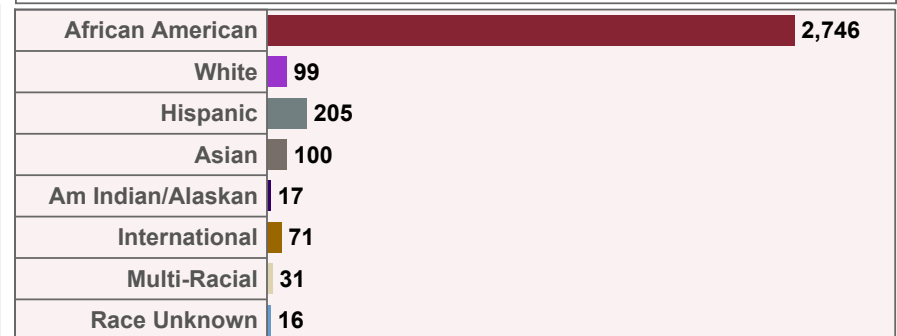
## Summer 2016

COLLEGE	Level	TIME STATUS		
		Full Time	Part Time	Grand Total
Ag and Hum Sci	UG	3	78	81
	GR	3	31	34
Architecture	UG	44	114	158
	GR	16	20	36
Arts and Sciences	UG	53	537	590
	GR		8	8
Business	UG	33	290	323
	GR	28	133	161
Education	UG	34	299	333
	PB	2	16	18
	GR	76	211	287
	DR	8	49	57
Engineering	UG	11	403	414
	GR		29	29
	DR		4	4
Juv Jus and Psyc	UG	29	236	265
	GR	16	18	34
	DR		14	14
Nursing	UG	5	324	329
	PB		2	2
	GR	20	75	95
	DR	2	11	13
Grand Total		383	2,902	3,285

## COLLEGE



## ETHNICITY





# Enrollment by College and Level

**TERM** Summer 2016    
 **COLLEGE** All    
 **DEPT** All    
 **MAJOR** All    
 **LEVEL** All    
 **CLASS** All    
 **GENDER** All    
 **ETHNICITY** All    
 **TIME STATUS** All    
 **STUDENT TYPE** All    
 **RESIDENCY** All

## Summer 2016

COLLEGE	Level	TIME STATUS		
		Full Time	Part Time	Grand Total
Ag and Hum Sci	UG	3	78	81
	GR	3	31	34
Architecture	UG	44	114	158
	GR	16	20	36
Arts and Sciences	UG	53	537	590
	GR		8	8
Business	UG	33	290	323
	GR	28	133	161
Education	UG	34	299	333
	PB	2	16	18
	GR	76	211	287
	DR	8	49	57
Engineering	UG	11	403	414
	GR		29	29
	DR		4	4
Juv Jus and Psyc	UG	29	236	265
	GR	16	18	34
	DR		14	14
Nursing	UG	5	324	329
	PB		2	2
	GR	20	75	95
	DR	2	11	13
Grand Total		383	2,902	3,285

Full-Time Definition: UG=12+ SCH; PB=9+SCH; MS=9+ SCH; DR=6+ SCH



# Enrollment by Department

<b>TERM</b>	<b>COLLEGE</b>	<b>DEPT</b>	<b>MAJOR</b>	<b>LEVEL</b>	<b>CLASS</b>	<b>GENDER</b>	<b>ETHNICITY</b>	<b>TIME STATUS</b>	<b>STUDENT TYPE</b>	<b>RESIDENCY</b>
Summer 2016	All	All	All	All	All	All	All	All	All	All

## Summer 2016

COLLEGE	DEPT	TIME STATUS		
		Full Time	Part Time	Grand Total
Ag and Hum Sci	Ag Nutr and Hum Eco	6	109	115
Architecture	Architecture	60	134	194
Arts and Sciences	Biology	31	195	226
	Chemistry & Physics	1	37	38
	Lang and Comm	5	95	100
	Mathematics	1	10	11
	Music Theatre	3	80	83
	Soc Wk, Behav and Pol Sci	12	128	140
Business	Acctg, Fin and MISY	22	154	176
	Business Admin	19	96	115
	Mgmt and Marketing	20	173	193
Education	Curriculum and Instr	11	115	126
	Ed Leadership and CNSL	79	245	324
	Health and Hum Perf	30	215	245
Engineering	Chemical Engr	4	102	106
	Civil and Envir Engr		47	47
	Computer Sci	1	42	43
	Elec and Computer Engr	1	97	98
	Engr Technology	1	11	12
	Mechanical Engr	4	137	141
Juv Jus and Psyc	Justice Studies	29	148	177
	Psychology	16	120	136
Nursing	Nursing	27	412	439
Grand Total		383	2,902	3,285

Full-Time Definition: UG=12+ SCH; PB=9+SCH; MS=9+ SCH; DR=6+ SCH



# Enrollment by Department and Level

TERM Summer 2016    COLLEGE All    DEPT All    MAJOR All    LEVEL All    CLASS All    GENDER All    ETHNICITY All    TIME STATUS All    STUDENT TYPE All    RESIDENCY All

## Summer 2016

COLLEGE	DEPT	LEVEL				
		Undergraduate	Post Baccalaureate	Graduate	Doctorate	Grand Total
Ag and Hum Sci	Ag Nutr and Hum Eco	81		34		115
Architecture	Architecture	158		36		194
Arts and Sciences	Biology	226				226
	Chemistry & Physics	33		5		38
	Lang and Comm	100				100
	Mathematics	10		1		11
	Music Theatre	83				83
	Soc Wk, Behav and Pol Sci	138		2		140
Business	Acctg, Fin and MISY	130		46		176
	Business Admin			115		115
	Mgmt and Marketing	193				193
Education	Curriculum and Instr	97		29		126
	Ed Leadership and CNSL		18	249	57	324
	Health and Hum Perf	236		9		245
Engineering	Chemical Engr	106				106
	Civil and Envir Engr	47				47
	Computer Sci	32		11		43
	Elec and Computer Engr	84		10	4	98
	Engr Technology	12				12
	Mechanical Engr	133		8		141
Juv Jus and Psyc	Justice Studies	145		25	7	177
	Psychology	120		9	7	136
Nursing	Nursing	329	2	95	13	439
Grand Total		2,493	20	684	88	3,285

Full-Time Definition: UG=12+ SCH; PB=9+SCH; MS=9+ SCH; DR=6+ SCH



# Enrollment by Department and Ethnicity

**TERM** Summer 2016     
 **COLLEGE** All     
 **DEPT** All     
 **MAJOR** All     
 **LEVEL** All     
 **CLASS** All     
 **GENDER** All     
 **ETHNICITY** All     
 **TIME STATUS** All     
 **STUDENT TYPE** All     
 **RESIDENCY** All

## Summer 2016

COLLEGE	DEPT	ETHNICITY								
		African American	White	Hispanic	Asian	Am Indian/Alaskan	International	Multi-Racial	Race Unknown	Grand Total
Ag and Hum Sci	Ag Nutr and Hum Eco	108		4	2		1			115
Architecture	Architecture	131	5	48	1	1	6	2		194
Arts and Sciences	Biology	198	3	17	4	1	1	1	1	226
	Chemistry & Physics	31	1	3	2			1		38
	Lang and Comm	91	3	2				4		100
	Mathematics	9	1	1						11
	Music Theatre	71		9		1	1	1		83
	Soc Wk, Behav and Pol Sci	133	2	2			1	2		140
Business	Acctg, Fin and MISY	144	6	3	11	2	7	1	2	176
	Business Admin	93	5	7	5		5			115
	Mgmt and Marketing	173	7	8	2		1	1	1	193
Education	Curriculum and Instr	112	4	7			2	1		126
	Ed Leadership and CNSL	285	19	12	2	2	1	2	1	324
	Health and Hum Perf	229	4	7	1	2		1	1	245
Engineering	Chemical Engr	78	8	4	7		8		1	106
	Civil and Envir Engr	38	1	4	1		1	1	1	47
	Computer Sci	32			1	1	8		1	43
	Elec and Computer Engr	72		3	5		16		2	98
	Engr Technology	9	1	1			1			12
	Mechanical Engr	103	7	10	11	3	5	2		141
Juv Jus and Psyc	Justice Studies	156	5	10		1	1	4		177
	Psychology	124	3	5				2	2	136
Nursing	Nursing	326	14	38	45	3	5	5	3	439
Grand Total		2,746	99	205	100	17	71	31	16	3,285

Full-Time Definition: UG=12+ SCH; PB=9+SCH; MS=9+ SCH; DR=6+ SCH



# Enrollment by Department and Student Type

**TERM** Summer 2016    
 **COLLEGE** All    
 **DEPT** All    
 **MAJOR** All    
 **LEVEL** All    
 **CLASS** All    
 **GENDER** All    
 **ETHNICITY** All    
 **TIME STATUS** All    
 **STUDENT TYPE** All    
 **RESIDENCY** All

Summer 2016					
COLLEGE	DEPT	STUDENT TYPE			
		First-Time	Continuing	Transfer	Grand Total
Ag and Hum Sci	Ag Nutr and Hum Eco	24	88	3	115
Architecture	Architecture	36	151	7	194
Arts and Sciences	Biology	49	175	2	226
	Chemistry & Physics	7	30	1	38
	Lang and Comm	17	81	2	100
	Mathematics	1	10		11
	Music Theatre	24	59		83
	Soc Wk, Behav and Pol Sci	14	126		140
Business	Acctg, Fin and MISY	32	140	4	176
	Business Admin	23	92		115
	Mgmt and Marketing	50	140	3	193
Education	Curriculum and Instr	22	103	1	126
	Ed Leadership and CNSL	36	284	4	324
	Health and Hum Perf	23	220	2	245
Engineering	Chemical Engr	11	93	2	106
	Civil and Envir Engr	17	29	1	47
	Computer Sci	11	31	1	43
	Elec and Computer Engr	22	75	1	98
	Engr Technology	3	9		12
	Mechanical Engr	41	98	2	141
Juv Jus and Psyc	Justice Studies	24	150	3	177
	Psychology	17	116	3	136
Nursing	Nursing	77	345	17	439
Grand Total		581	2,645	59	3,285

Full-Time Definition: UG=12+ SCH; PB=9+SCH; MS=9+ SCH; DR=6+ SCH



# Enrollment by Department and Classification

**TERM** Summer 2016    
 **COLLEGE** All    
 **DEPT** All    
 **MAJOR** All    
 **LEVEL** All    
 **CLASS** All    
 **GENDER** All    
 **ETHNICITY** All    
 **TIME STATUS** All    
 **STUDENT TYPE** All    
 **RESIDENCY** All

## Summer 2016

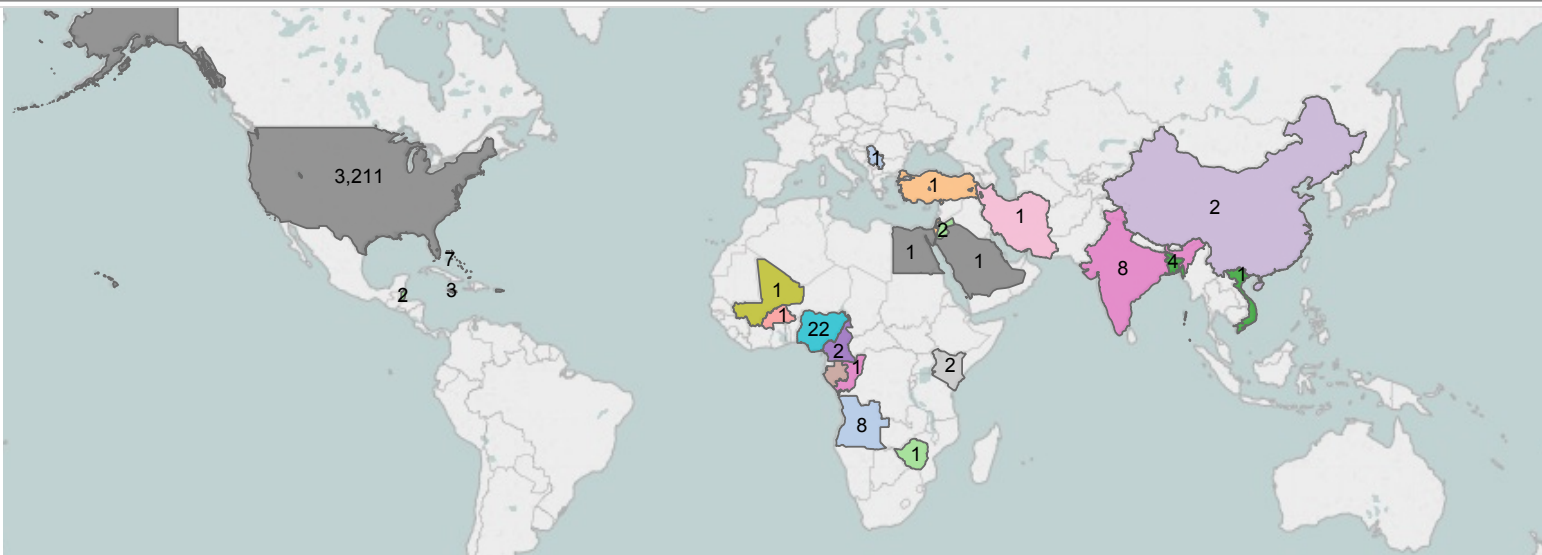
COLLEGE	DEPT	CLASS							
		Freshman	Sophomore	Junior	Senior	Post-Bacc	Masters	Doctoral	Grand Total
Ag and Hum Sci	Ag Nutr and Hum Eco	23	14	15	29		34		115
Architecture	Architecture	35	27	28	68		36		194
Arts and Sciences	Biology	60	29	41	96				226
	Chemistry & Physics	9	4	5	15		5		38
	Lang and Comm	25	14	29	32				100
	Mathematics	1	2	1	6		1		11
	Music Theatre	43	12	12	16				83
	Soc Wk, Behav and Pol Sci	23	14	25	76		2		140
Business	Acctg, Fin and MISY	32	18	20	60		46		176
	Business Admin						115		115
	Mgmt and Marketing	69	24	28	72				193
Education	Curriculum and Instr	22	10	24	41		29		126
	Ed Leadership and CNSL					18	249	57	324
	Health and Hum Perf	39	34	66	97		9		245
Engineering	Chemical Engr	16	15	18	57				106
	Civil and Envir Engr	22	9	8	8				47
	Computer Sci	14	4	4	10		11		43
	Elec and Computer Engr	24	6	12	42		10	4	98
	Engr Technology	4	1	3	4				12
	Mechanical Engr	50	13	18	52		8		141
Juv Jus and Psys	Justice Studies	33	18	33	61		25	7	177
	Psychology	30	16	30	44		9	7	136
Nursing	Nursing	131	21	67	110	2	95	13	439
Grand Total		705	305	487	996	20	684	88	3,285

Full-Time Definition: UG=12+ SCH; PB=9+SCH; MS=9+ SCH; DR=6+ SCH

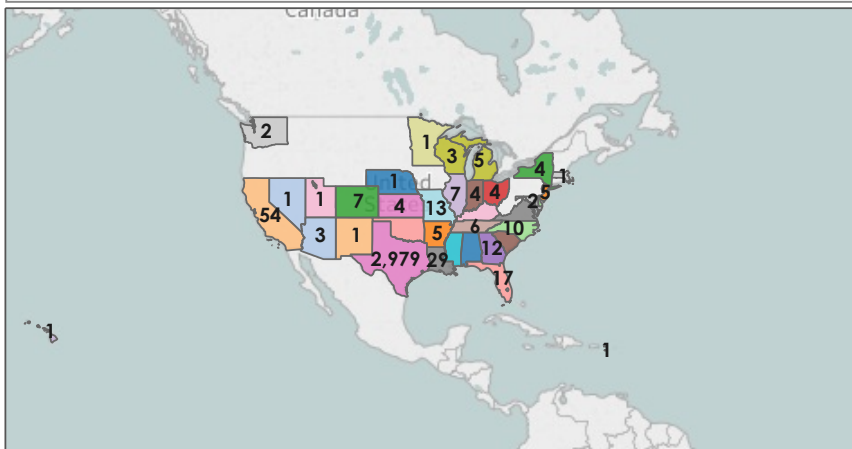


**RESIDENCY**  
All

Summer 2016  
COUNTRY



STATE



**COUNTY**

