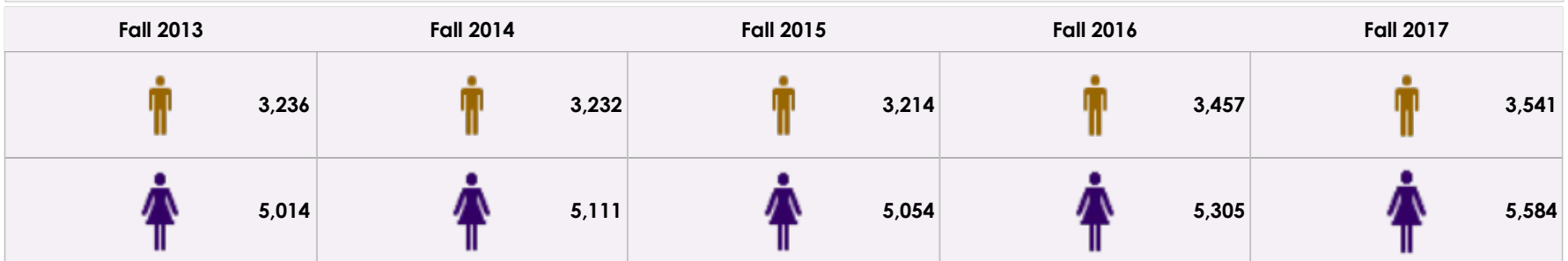



Enrollment by Level and Gender

LEVEL	GENDER	Fall 2013	Fall 2014	Fall 2015	Fall 2016	Fall 2017
Undergraduate	Male	2,805	2,821	2,790	3,009	3,114
	Female	3,926	4,069	4,133	4,408	4,860
Post Baccalaureate	Male	12	8	4	5	2
	Female	32	34	32	33	10
Graduate	Male	368	355	378	404	383
	Female	976	909	783	778	632
Doctorate	Male	51	48	42	39	42
	Female	80	99	106	86	82
Total		8,250	8,343	8,268	8,762	9,125

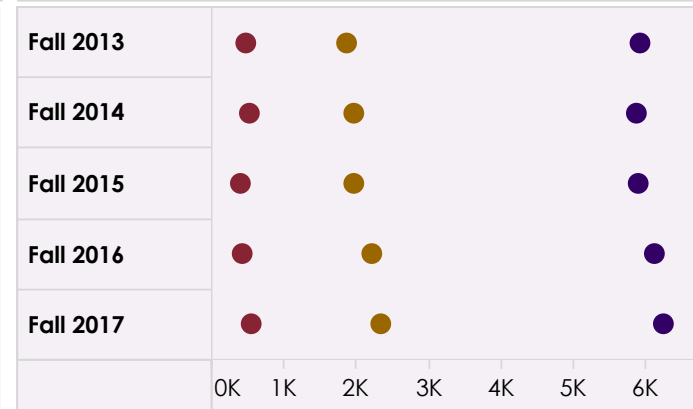
Gender



Level



Student Type



■ Undergraduate
 ■ Post Baccalaureate
 ■ Graduate
 ■ Doctorate

● First-Time
 ● Continuing
 ● Transfer