


Academic Technology:

Qualtrics Access



Accessing Qualtrics

Qualtrics is the university tool used for survey and other automated services. Qualtrics is also the tool used within Academic Affairs for our automated document process system

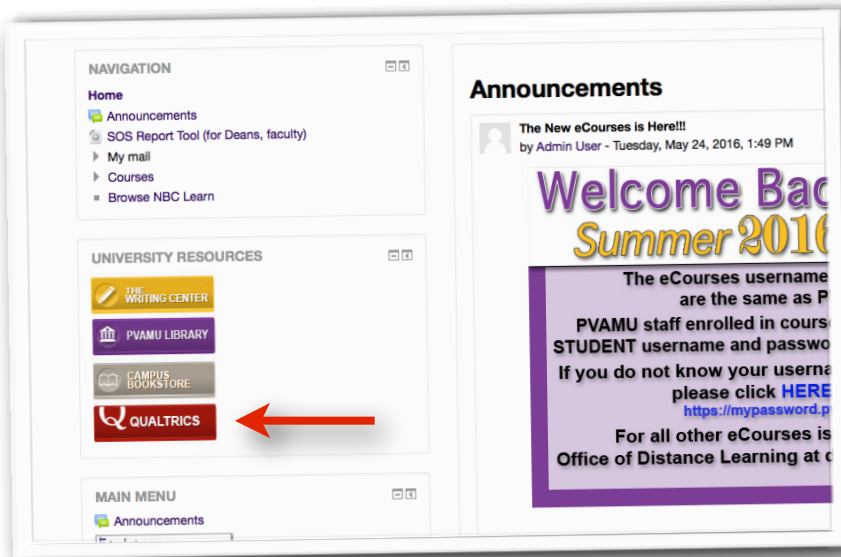


Website

To gain to Qualtrics training, visit "ecourses.pvamu.edu".

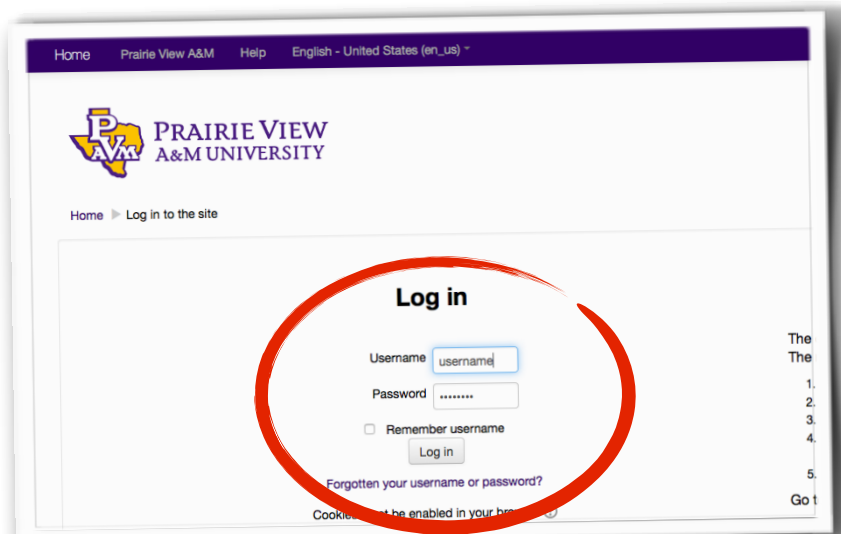
Choose your resource

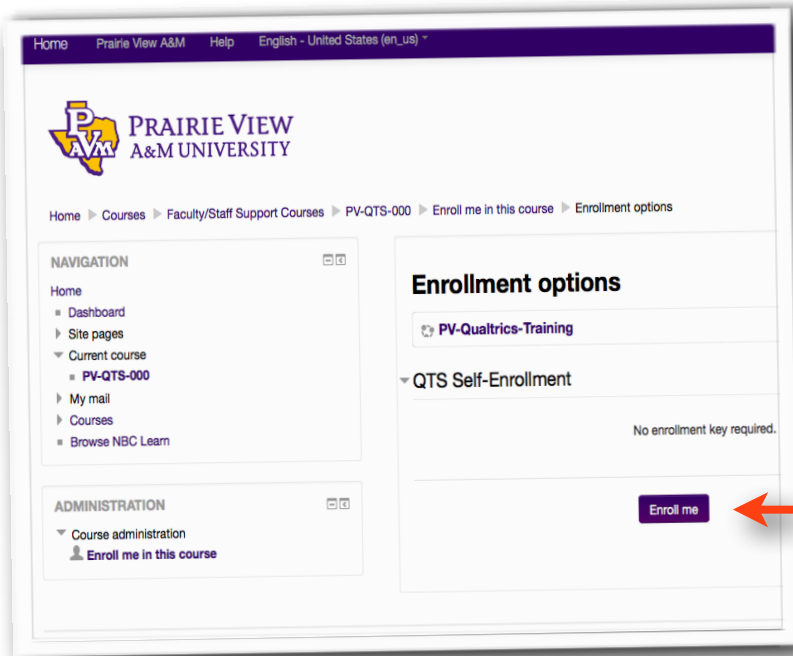
Once you are on the ecourses home page, select the resource you are interested in under the section named “University Resources”. You will choose “Qualtrics” as your resource of interest.



Credentials

In order to access ecourses you will need a valid username and password set administered by Prairie View A&M.



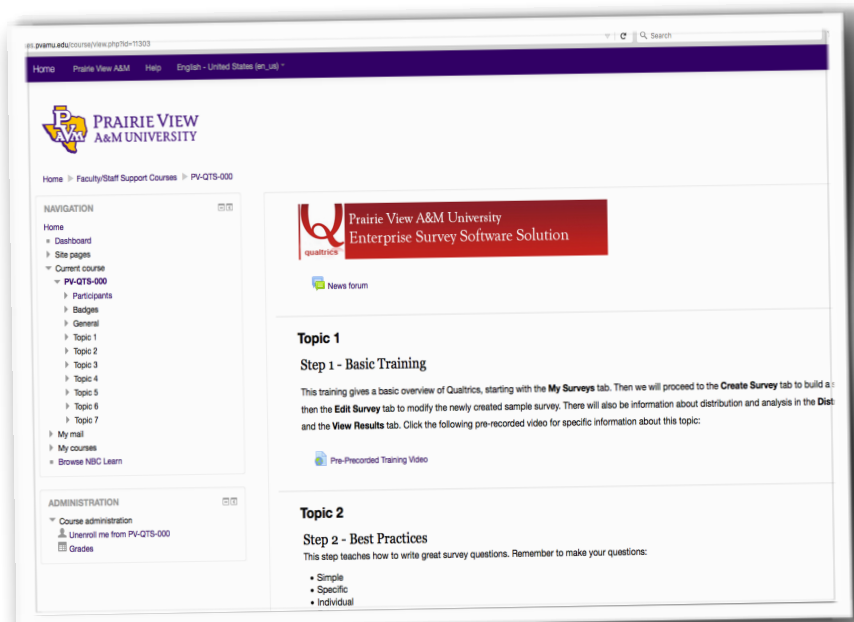


Now that your in....

Once you are in the ecourses module you will see “PV Qualtrics Training”, **do not** click on this. Click on the “Enroll Me” button located at the bottom of the screen.

Take the courses!

To receive access to Qualtrics you must complete modules 1 through 3; modules and “topics” are one in the same.



Email Academic Affairs

Once you have completed the three topics with your temporary user access you will need to alert Academic Affairs. Email Academic affairs at “qualtrics@pvamu.edu”. Sending this email will convert your temporary access account to a university account.

Be mindful when sending your email to Academic Affairs and include the following:

- * Name:
- * PV User ID:
- * College/Department:
- * Any additional members within your area requiring access to Qualtrics



Technical Support

Should you have issues with the A\V system please submit a service request at the either of the following:

academictechnology@pvamu.edu

<http://www.pvamu.edu/academicaffairs/academic-technology/>

OR

https://pvamu.co1.qualtrics.com/jfe/form/SV_b15I9IGJiaM54IB

OR

Call extension 2525.

In any case please include the the above information. Academic Technology should be the first contact for any issues you experience.