







BASIC REPORT







Generated on 5/16/2012 12:52:15 PM







1. Write effectively in a clear and correct style appropriate to the subject, occasion and audience.			
		Answer Percent	Answer Total
5		51.06%	48
4		34.04%	32
3		12.77%	12
2		1.06%	1
1		0%	0
NA		1.06%	1
Total answers			94
Unique Respondents			94
Respondent Reach			97.92%


2. Work effectively in groups and display effective listening, reflective thinking, and responding skills.			
		Answer Percent	Answer Total
5		65.63%	63
4		26.04%	25
3		7.29%	7
2		0%	0
1		0%	0
NA		1.04%	1
Total answers			96
Unique Respondents			96
Respondent Reach			100%

3. Effectively research and write a documented paper and/or give an oral presentation on a specific topic.			
		Answer Percent	Answer Total
5		53.13%	51
4		30.21%	29
3		13.54%	13
2		2.08%	2
1		0%	0
NA		1.04%	1
Total answers			96
Unique Respondents			96
Respondent Reach			100%

Speak clearly and effectively.			
		Answer Percent	Answer Total
5		60%	57
4		23.16%	22
3		12.63%	12
2		1.05%	1
1		0%	0
NA		3.16%	3
Total answers			95
Unique Respondents			95
Respondent Reach			98.96%

5. Apply basic mathematical tools to the solutions of real-world problems.			
		Answer Percent	Answer Total
5		55.79%	53
4		26.32%	25
3		17.89%	17
2		0%	0
1		0%	0
NA		0%	0
Total answers			95
Unique Respondents			95
Respondent Reach			98.96%

6. Represent and evaluate basic mathematical information numerically, graphically, and analytically.			
		Answer Percent	Answer Total
5		47.37%	45
4		36.84%	35
3		14.74%	14
2		0%	0
1		0%	0
NA		1.05%	1
Total answers			95
Unique Respondents			95
Respondent Reach			98.96%

7. Utilize mathematical reasoning skills and develop convincing mathematical arguments.			
		Answer Percent	Answer Total
5		35.79%	34

4		38.95%	37
3		22.11%	21
2		1.05%	1
1		0%	0
NA		2.11%	2
Total answers			95
Unique Respondents			95
Respondent Reach			98.96%

8. Use appropriate technology to enhance mathematical thinking and understanding, to solve mathematical problems and judge the reasonableness of the results.

		Answer Percent	Answer Total
5		44.79%	43
4		31.25%	30
3		22.92%	22
2		1.04%	1
1		0%	0
NA		0%	0
Total answers			96
Unique Respondents			96
Respondent Reach			100%

9. Interpret mathematical models such as formulas, graphs, tables and schematics, and draw inferences from them.

		Answer Percent	Answer Total
5		47.92%	46
4		26.04%	25
3		22.92%	22
2		3.13%	3
1		0%	0
NA		0%	0
Total answers			96
Unique Respondents			96
Respondent Reach			100%

10. Use computer technology to communicate, solve problems, and acquire information.

		Answer Percent	Answer Total
5		65.63%	63
4		18.75%	18
3		13.54%	13
2		1.04%	1

1		0%	0
NA		1.04%	1
Total answers			96
Unique Respondents			96
Respondent Reach			100%

11. Communicate and demonstrate knowledge of different types of operating systems, hierarchical files, and directory structures; to publish a document which incorporates appropriate design and uses standard formatting tools (tabs, margins setting, document formatting, headers and footer).

		Answer Percent	Answer Total
5		59.38%	57
4		19.79%	19
3		15.63%	15
2		2.08%	2
1		2.08%	2
NA		1.04%	1
Total answers			96
Unique Respondents			96
Respondent Reach			100%

12. Create a spreadsheet document which incorporates tables and graphs (line, pie, X-Y scatter).

		Answer Percent	Answer Total
5		31.58%	30
4		36.84%	35
3		21.05%	20
2		7.37%	7
1		2.11%	2
NA		1.05%	1
Total answers			95
Unique Respondents			95
Respondent Reach			98.96%

13. Create a presentation slide using presentation software (e.g., Power Point).

		Answer Percent	Answer Total
5		73.96%	71
4		12.5%	12
3		11.46%	11
2		1.04%	1
1		0%	0
NA		1.04%	1
Total answers			96






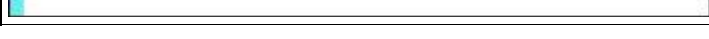
Unique Respondents	96
Respondent Reach	100%

14. Create multimedia projects using a variety of tools and media with increasingly sophisticated linking of ideas.			
		Answer Percent	Answer Total
5		46.88%	45
4		29.17%	28
3		18.75%	18
2		0%	0
1		0%	0
NA		5.21%	5
Total answers			96
Unique Respondents			96
Respondent Reach			100%






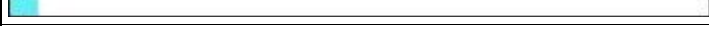
15. Understand online information access via TCP/IP, ftp, Archie, html, www.			
		Answer Percent	Answer Total
5		43.16%	41
4		28.42%	27
3		17.89%	17
2		7.37%	7
1		2.11%	2
NA		1.05%	1
Total answers			95
Unique Respondents			95
Respondent Reach			98.96%

16. Navigate independently through the Internet to locate resources.			
		Answer Percent	Answer Total
5		72.92%	70
4		20.83%	20
3		3.13%	3
2		0%	0
1		0%	0
NA		3.13%	3
Total answers			96
Unique Respondents			96
Respondent Reach			100%







17. Navigate the Internet using World Wide Web search engines.

		Answer Percent	Answer Total
5		76.04%	73
4		16.67%	16
3		4.17%	4
2		1.04%	1
1		0%	0
NA		2.08%	2
Total answers			96
Unique Respondents			96
Respondent Reach			100%

18. Create a simple World Wide Web page which includes at least one graphic, text and link to another Internet site.

		Answer Percent	Answer Total
5		42.71%	41
4		16.67%	16
3		18.75%	18
2		9.38%	9
1		8.33%	8
NA		4.17%	4
Total answers			96
Unique Respondents			96
Respondent Reach			100%

19. Understand e-mail tools such as integrated mail program (Netscape, Explorer, Eudora).

		Answer Percent	Answer Total
5		60.42%	58
4		20.83%	20
3		15.63%	15
2		0%	0
1		0%	0
NA		3.13%	3
Total answers			96
Unique Respondents			96
Respondent Reach			100%

20. Recognize scientific and quantitative methods and understand the differences between these approaches and other methods of inquiry to communicate findings, analyses, and interpretation both orally and in writing.

	Answer	Answer

		Percent	Total
5		37.5%	36
4		38.54%	37
3		21.88%	21
2		0%	0
1		1.04%	1
NA		1.04%	1
Total answers			96
Unique Respondents			96
Respondent Reach			100%

21. Identify and recognize the differences among competing scientific models of the universe.

		Answer Percent	Answer Total
5		37.5%	36
4		27.08%	26
3		28.13%	27
2		2.08%	2
1		4.17%	4
NA		1.04%	1
Total answers			96
Unique Respondents			96
Respondent Reach			100%

22. Demonstrate knowledge of the major issues and problems facing modern science, including issues that touch upon ethics and values.

		Answer Percent	Answer Total
5		41.67%	40
4		33.33%	32
3		21.88%	21
2		1.04%	1
1		1.04%	1
NA		1.04%	1
Total answers			96
Unique Respondents			96
Respondent Reach			100%

23. Demonstrate knowledge of the interdependence of science and technology and their influence on, and contribution to, modern culture.

		Answer Percent	Answer Total
5		43.16%	41
4		28.42%	27

3		25.26%	24
2		1.05%	1
1		1.05%	1
NA		1.05%	1
Total answers			95
Unique Respondents			95
Respondent Reach			98.96%

24. Understand and demonstrate a knowledge of the human condition and human cultures, especially in relation to behavior, idea, and values expressed in works of human imagination and thought.			
		Answer Percent	Answer Total
5		58.33%	56
4		30.21%	29
3		8.33%	8
2		0%	0
1		1.04%	1
NA		2.08%	2
Total answers			96
Unique Respondents			96
Respondent Reach			100%

25. Display an appreciation for the aesthetic principles that guide or govern the humanities and arts.			
		Answer Percent	Answer Total
5		47.92%	46
4		30.21%	29
3		14.58%	14
2		3.13%	3
1		1.04%	1
NA		3.13%	3
Total answers			96
Unique Respondents			96
Respondent Reach			100%

26. Demonstrate knowledge of the influence of literature, philosophy, and/or the arts on cross-cultural interactions.			
		Answer Percent	Answer Total
5		51.04%	49
4		28.13%	27
3		14.58%	14
2		3.13%	3
1		0%	0

NA		3.13%	3
		Total answers	96
		Unique Respondents	96
		Respondent Reach	100%

27. Differentiate and analyze historical evidence (documentary and statistical) and differing historical points of view.

		Answer Percent	Answer Total
5		37.5%	36
4		44.79%	43
3		12.5%	12
2		3.13%	3
1		0%	0
NA		2.08%	2
		Total answers	96
		Unique Respondents	96
		Respondent Reach	100%

28. Examine social institutions and processes across a range of historical periods and cultures.

		Answer Percent	Answer Total
5		47.92%	46
4		35.42%	34
3		12.5%	12
2		3.13%	3
1		0%	0
NA		1.04%	1
		Total answers	96
		Unique Respondents	96
		Respondent Reach	100%

29. Use and critique alternative explanatory systems or theories.

		Answer Percent	Answer Total
5		43.75%	42
4		37.5%	36
3		14.58%	14
2		3.13%	3
1		0%	0
NA		1.04%	1
		Total answers	96
		Unique Respondents	96

Respondent Reach	100%
------------------	------

30. Develop and communicate alternative explanations or solutions for contemporary social issues.			
		Answer Percent	Answer Total
5		44.79%	43
4		32.29%	31
3		17.71%	17
2		3.13%	3
1		1.04%	1
NA		1.04%	1
Total answers			96
Unique Respondents			96
Respondent Reach			100%

31. Comprehend the origins and evolutions of U.S. and Texas political systems, with a focus on the growth of political institutions, the constitutions of the U.S. and Texas federalism, civil liberties, civil and human rights.			
		Answer Percent	Answer Total
5		43.16%	41
4		29.47%	28
3		21.05%	20
2		3.16%	3
1		1.05%	1
NA		2.11%	2
Total answers			95
Unique Respondents			95
Respondent Reach			98.96%

32. Understand the evolution and current state of the role of the United States in the world.			
		Answer Percent	Answer Total
5		48.96%	47
4		28.13%	27
3		17.71%	17
2		3.13%	3
1		1.04%	1
NA		1.04%	1
Total answers			96
Unique Respondents			96
Respondent Reach			100%

33. Recognize and assume your responsibility as a citizen in the democratic society by thinking for yourself

and by engaging in public discourse and obtaining information through the news media and other appropriate information sources about politics and public policy.

		Answer Percent	Answer Total
5		51.06%	48
4		29.79%	28
3		14.89%	14
2		1.06%	1
1		0%	0
NA		3.19%	3
Total answers			94
Unique Respondents			94
Respondent Reach			97.92%

Gender			
		Answer Percent	Answer Total
Male		32.26%	30
Female		66.67%	62
NR		1.08%	1
Total answers			93
Unique Respondents			93
Respondent Reach			96.88%

Ethnicity			
		Answer Percent	Answer Total
Black/Non-Hispanic		0%	0
White/Non-Hispanic		0%	0
Hispanic		0%	0
Asian/Pacific Islander		0%	0
American Indian/Alaskan Native		0%	0
Non-Resident Aliens/Foreign Nationals		0%	0
NA		100%	81
Total answers			81
Unique Respondents			81
Respondent Reach			84.38%

Classification			
		Answer Percent	Answer Total
Senior		86.36%	76

Junior		13.64%	12
Sophomore		0%	0
Freshman		0%	0
Total answers			88
Unique Respondents			88
Respondent Reach			91.67%

How many courses have you transferred to PVAMU?			
		Answer Percent	Answer Total
None		13.48%	12
1 - 5 Courses		32.58%	29
6 - 10 Courses		8.99%	8
11 - 20 Courses		39.33%	35
21 or More Courses		5.62%	5
Total answers			89
Unique Respondents			89
Respondent Reach			92.71%

Have you taken a developmental course in Mathematics?			
		Answer Percent	Answer Total
Yes		40%	38
No		60%	57
Total answers			95
Unique Respondents			95
Respondent Reach			98.96%

Have you taken a developmental course in English?			
		Answer Percent	Answer Total
Yes		26.32%	25
No		73.68%	70
Total answers			95
Unique Respondents			95
Respondent Reach			98.96%

Have you taken a developmental course in Reading?			
		Answer Percent	Answer Total
Yes		29.47%	28
No		70.53%	67
Total answers			95

Unique Respondents	95
Respondent Reach	98.96%

Other