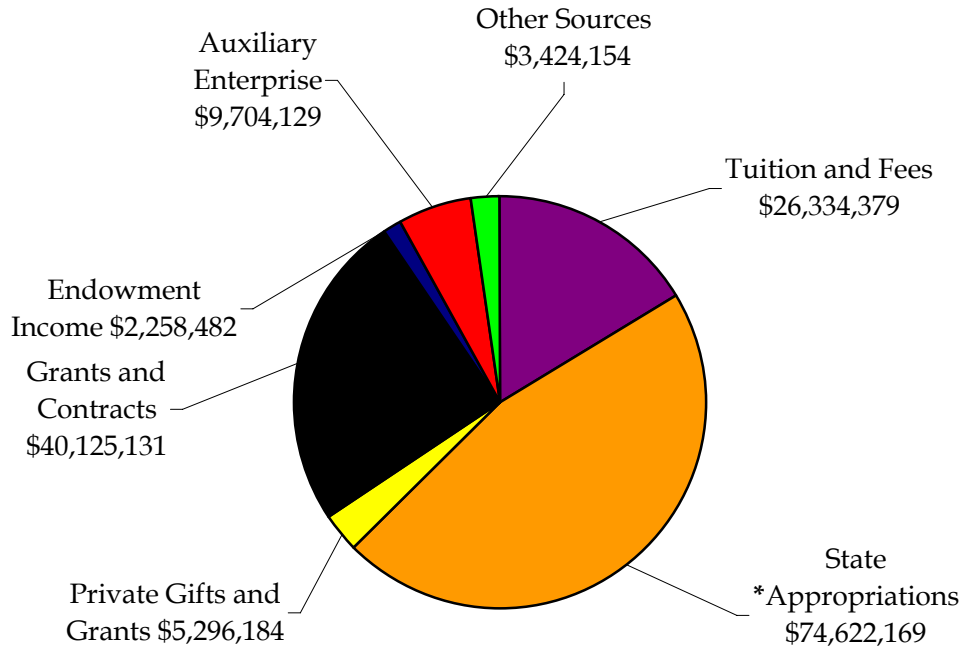


## Current Funds Revenues and Transfers Fiscal Year 2006

Chart Fis-1



**(N = \$161,764,628)**

*Note: Fiscal Year begins on September 1, 2005 and ends on August 31, 2006.*

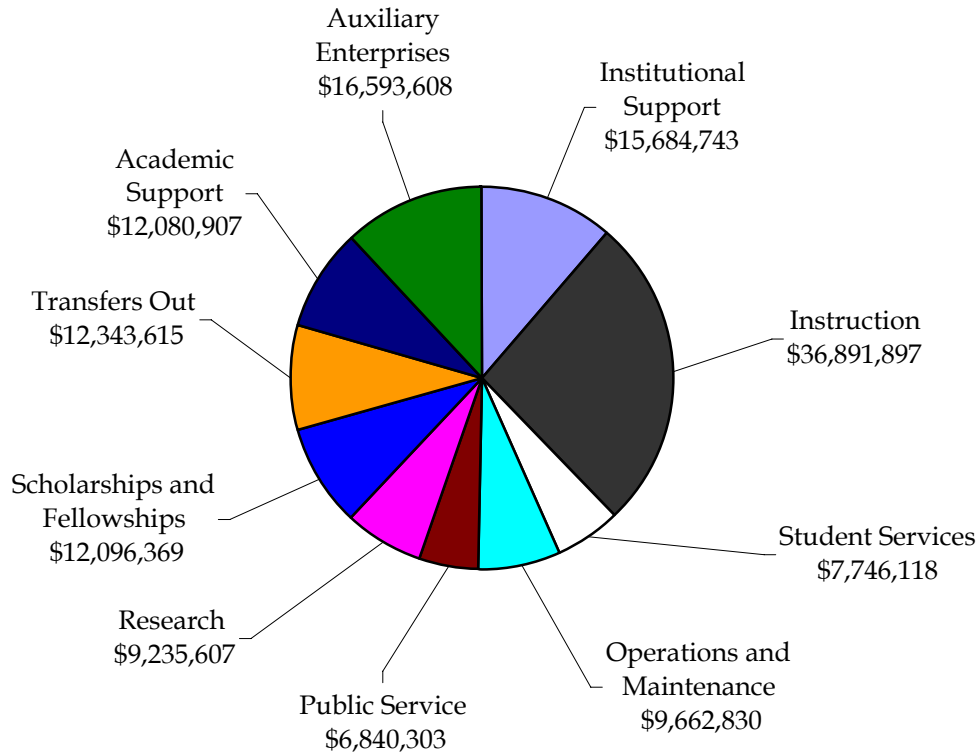
*Current funds are the operating funds of the institution, normally to be expended in one fiscal year for teaching, research and service activities. Current funds generally include restricted and unrestricted funds, with the unrestricted funds carrying special importance for flexibility in reallocations.*

*Source: AFR- Fiscal Year 2006*

*\* Includes AUF transferred from the Texas A&M University System*

## Current Funds Expenditures and Transfers Fiscal Year 2006

Chart Fis-2



(N = \$ 139,175,997)

*Note: Fiscal Year begins on September 1, 2005 and ends on August 31, 2006.*

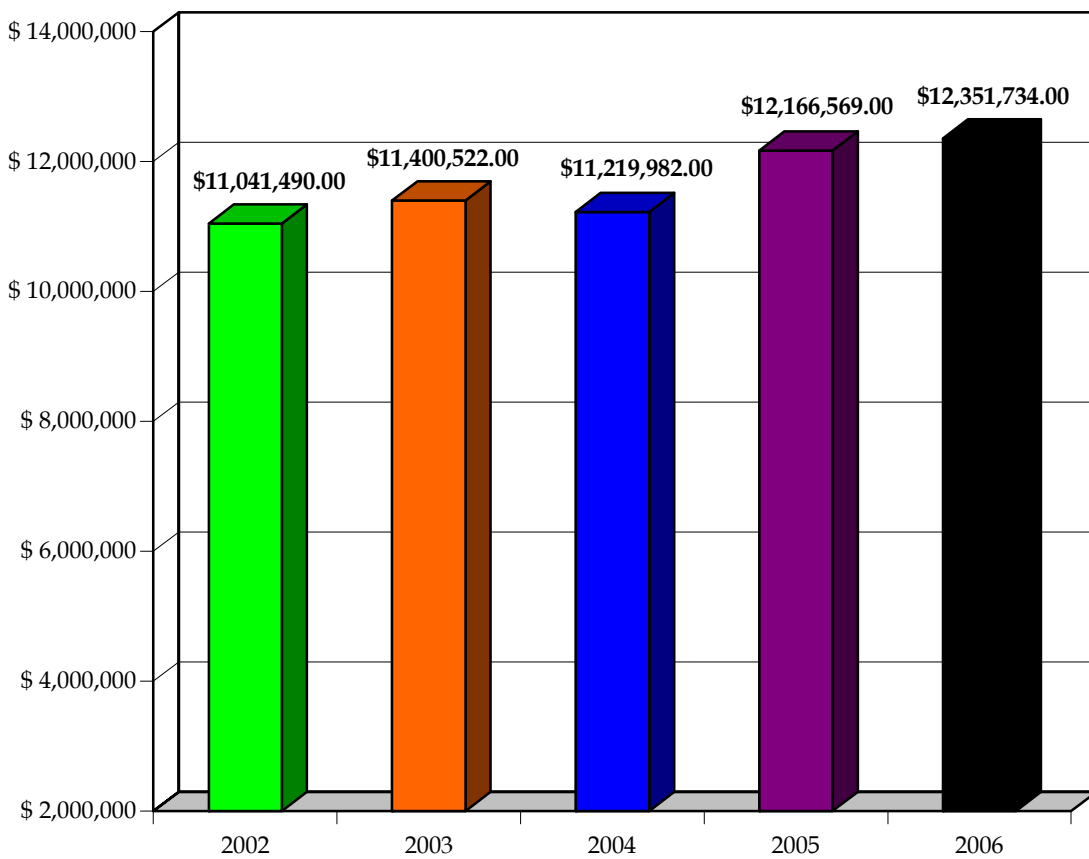
*Current funds are the operating funds of the institution, normally to be expended in one fiscal year for teaching, research and service activities. Current funds generally include restricted and unrestricted funds, with the unrestricted funds carrying special importance for flexibility in reallocations.*

*Source: AFR-Fiscal Year 2006*

## Funded Research Expenditures

### Fiscal Years 2002 through 2006

Chart Fis-3



*Note: Fiscal Years begin on September 1st and end on August 31st.*

*Source: Texas Higher Education Coordinating Board - Survey of Research Expenditures*